



**Water Monitoring Result at WSD9 - Tai Wan
Mid-Flood Tide**

Date	Time	Weather Condition	Sampling Depth		Water Temperature			pH			Salinity			DO Saturation			DO			Turbidity			Suspended Solids	
					°C		-		ppt		%		mg/L		NTU		mg/L							
			m	Value	Average	Value	Average	Value	Average	Value	Average	Value	Average	Value	Average	Value	Average	Value	Average	Value	Average			
28/03/2010	17:07	Sunny	Middle	3.0	20.11	20.05	20.0	7.54	7.55	7.6	35.10	35.13	34.9	78.9	77.6	78.5	5.79	5.74	5.81	2.11	2.08	2.06	3	4
	17:09		Middle	3.0	20.06	19.97		7.55	7.56		34.18	35.09		78.0	79.6		5.78	5.93		1.97	2.06		4	
30/03/2010	19:46	Cloudy	Middle	3.0	19.41	19.45	19.4	7.97	7.98	8.0	33.19	33.34	33.3	57.4	57.5	57.6	4.34	4.43	4.37	3.00	3.04	2.92	7	7
	19:49		Middle	3.0	19.41	19.41		8.02	8.01		33.29	33.35		58.1	57.2		4.39	4.32		2.87	2.78		6	
01/04/2010	07:24	Foggy	Middle	2.5	20.45	20.55	20.5	7.72	7.69	7.7	32.75	32.83	32.8	60.5	59.4	59.5	4.48	4.40	4.40	2.59	2.69	2.54	3	3
	07:27		Middle	2.5	20.46	20.51		7.77	7.75		32.45	33.00		59.2	58.7		4.38	4.35		2.47	2.41		3	
05/04/2010	08:34	Foggy	Middle	3.0	20.08	19.97	20.0	7.52	7.80	7.7	31.95	32.18	31.9	72.5	68.1	68.4	5.24	5.10	5.09	2.60	2.60	2.43	3	4
	08:37		Middle	3.0	19.91	19.94		7.81	7.81		31.54	32.08		67.2	65.6		5.07	4.93		2.30	2.20		4	
07/04/2010	07:33	Cloudy with	Middle	2.5	20.42	20.48	20.4	7.73	7.73	7.7	31.96	31.95	32.0	70.0	69.7	69.4	5.22	5.20	5.18	1.86	2.14	2.01	5	5
	07:35	Fog & Rain	Middle	2.5	20.39	20.40		7.75	7.75		32.04	32.04		69.5	68.4		5.17	5.11		2.11	1.93		4	
10/04/2010	15:39	Cloudy	Middle	2.5	20.04	19.92	19.9	7.84	7.89	7.9	32.26	32.43	32.4	75.1	73.9	73.7	5.63	5.56	5.54	4.21	4.03	3.90	6	6
	15:41		Middle	2.5	19.80	19.79		7.91	7.91		32.54	32.46		73.2	72.7		5.50	5.47		3.89	3.45		5	
12/04/2010	16:45	Cloudy	Middle	3.0	21.37	21.40	21.2	7.90	7.90	7.9	32.86	32.85	32.9	50.4	50.9	50.7	3.81	3.77	3.77	4.29	3.77	3.69	4	5
	16:50		Middle	3.0	20.90	20.96		7.87	7.85		32.92	32.89		50.7	50.7		3.79	3.71		3.55	3.14		6	
14/04/2010	18:50	Cloudy	Middle	3.5	20.13	20.12	20.2	8.10	8.09	8.1	32.96	32.98	33.0	54.6	54.2	53.9	4.08	4.05	4.02	3.82	3.60	3.60	4	5
	18:55		Middle	3.5	20.19	20.17		8.09	8.08		33.02	33.03		53.4	53.3		3.98	3.98		3.49	3.48		6	
16/04/2010	19:25	Cloudy	Middle	3.0	19.52	19.34	19.4	7.93	7.93	7.9	33.22	33.44	33.4	81.6	80.0	79.8	6.16	6.05	6.04	4.18	3.97	3.95	6	5
	19:30		Middle	3.0	19.40	19.30		7.96	7.97		33.45	33.41		79.0	78.7		5.98	5.95		3.84	3.82		4	
19/04/2010	07:55	Cloudy	Middle	3.0	20.00	20.02	19.9	7.58	7.64	7.7	33.05	33.07	32.9	85.4	84.0	84.5	6.39	6.28	6.33	4.49	4.38	4.31	4	5
	07:59		Middle	3.0	19.81	19.83		7.76	7.76		32.81	32.83		84.5	84.0		6.35	6.31		4.12	4.25		5	
21/04/2010	09:10	Sunny	Middle	3.5	21.93	21.67	21.4	7.82	7.79	7.8	33.12	33.14	33.1	85.6	84.8	85.4	6.21	6.15	6.23	3.14	2.97	2.99	4	4
	09:15		Middle	3.5	21.11	21.05		7.74	7.72		33.04	33.03		85.9	85.1		6.31	6.24		2.95	2.88		3	
23/04/2010	12:44	Sunny	Middle	3.0	21.94	21.91	21.8	7.89	7.86	7.8	33.17	33.10	33.1	81.0	82.8	84.2	5.85	5.97	6.08	3.42	3.50	3.30	3	4
	12:48		Middle	3.0	21.76	21.49		7.79	7.68		33.02	33.02		85.5	87.4		6.19	6.32		3.24	3.05		4	
26/04/2010	17:08	Cloudy	Middle	2.5	21.05	21.12	21.0	8.16	8.15	8.1	33.46	33.43	33.4	71.1	71.0	71.1	5.20	5.19	5.21	7.19	7.27	7.00	11	10
	17:13		Middle	2.5	20.88	20.85		8.14	8.13		33.38	33.36		71.3	71.0		5.24	5.21		7.19	6.33		9	



**Water Monitoring Result at WSD10 - Cha Kwo Ling
Mid-Flood Tide**

Date	Time	Weather Condition	Sampling Depth		Water Temperature			pH			Salinity			DO Saturation			DO			Turbidity			Suspended Solids	
					°C		-		ppt		%		mg/L		NTU		mg/L							
			m	Value	Average	Value	Average	Value	Average	Value	Average	Value	Average	Value	Average	Value	Average	Value	Average	Value	Average			
28/03/2010	16:43	Sunny	Middle	3.5	20.05	19.99	20.0	7.62	7.62	7.6	35.26	35.27	35.3	78.8	78.7	79.4	5.83	5.81	5.86	2.10	2.12	2.07	3	4
	16:45		Middle	3.5	20.07	20.04		7.62	7.61		35.28	35.28		79.8	80.3		5.88	5.93		2.16	1.88		4	
30/03/2010	19:20	Cloudy	Middle	3.0	19.34	19.37	19.3	7.97	7.97	8.0	33.27	33.29	33.3	56.7	57.1	58.3	4.30	4.32	4.42	3.37	3.16	3.44	9	8
	19:24		Middle	3.0	19.26	19.23		7.99	7.99		33.45	33.32		58.8	60.7		4.45	4.60		3.69	3.54		7	
01/04/2010	07:55	Foggy	Middle	3.0	20.13	20.13	20.1	7.90	7.90	7.9	33.63	33.64	33.5	57.2	57.3	57.3	4.62	4.25	4.35	3.50	3.47	3.45	5	6
	07:58		Middle	3.0	20.06	20.11		7.90	7.90		33.54	33.36		56.9	57.7		4.24	4.30		3.55	3.27		6	
05/04/2010	09:04	Foggy	Middle	3.5	19.93	19.98	19.9	7.92	7.91	7.9	32.29	32.45	32.4	65.8	66.9	65.4	4.94	5.02	4.91	2.50	2.30	2.38	5	6
	09:07		Middle	3.5	19.88	19.93		7.93	7.93		32.35	32.42		64.3	64.6		4.83	4.86		2.50	2.20		7	
07/04/2010	07:59	Cloudy with	Middle	3.5	20.31	20.30	20.3	7.91	7.92	7.9	32.16	32.20	32.2	63.3	63.6	63.4	4.73	4.73	4.73	2.43	2.34	2.29	5	4
	08:02	Fog & Rain	Middle	3.5	20.38	20.28		7.91	7.91		32.24	32.19		63.4	63.3		4.73	4.72		2.17	2.20		3	
10/04/2010	16:08	Cloudy	Middle	2.5	19.67	19.65	19.6	8.10	8.09	8.1	32.65	32.11	32.3	68.5	69.2	68.3	5.17	5.24	5.16	4.02	3.71	3.71	6	6
	16:10		Middle	2.5	19.64	19.63		8.09	8.09		32.63	31.79		67.5	68.0		5.09	5.13		3.42	3.69		5	
12/04/2010	16:23	Cloudy	Middle	3.0	21.51	21.49	21.4	7.94	7.93	7.9	33.02	33.01	33.0	55.4	55.0	49.5	4.04	4.01	3.97	2.54	2.44	2.36	4	5
	16:28		Middle	3.0	21.23	21.40		7.93	7.92		32.99	32.86		54.1	33.4		3.95	3.89		2.22	2.23		6	
14/04/2010	18:25	Cloudy	Middle	3.0	19.91	19.88	19.9	8.15	8.15	8.2	33.08	33.24	33.2	54.1	54.2	54.1	4.06	4.06	4.14	4.08	4.07	3.70	4	5
	18:30		Middle	3.0	19.92	19.90		8.15	8.15		33.27	33.28		53.9	54.1		4.40	4.05		3.20	3.45		6	
16/04/2010	19:05	Cloudy	Middle	3.0	19.54	19.48	19.5	7.93	7.94	7.9	33.25	33.39	33.4	80.9	82.8	81.3	6.09	6.24	6.13	3.39	3.32	3.60	5	4
	19:10		Middle	3.0	19.51	19.48		7.96	7.96		33.41	33.42		81.6	79.9		6.15	6.03		3.82	3.88		3	
19/04/2010	08:25	Cloudy	Middle	3.5	19.83	19.85	19.9	7.89	7.88	7.9	33.19	33.20	33.2	90.7	90.0	90.5	6.80	6.75	6.78	4.05	4.28	4.04	4	4
	08:30		Middle	3.5	19.94	19.95		7.87	7.86		33.17	33.17		90.4	90.9		6.77	6.81		4.00	3.84		4	
21/04/2010	09:45	Sunny	Middle	4.0	21.61	21.40	21.4	7.94	7.93	7.9	33.37	33.26	33.2	84.5	83.5	83.2	6.14	6.06	6.07	2.72	2.93	2.69	7	7
	09:50		Middle	4.0	21.21	21.20		7.80	7.77		33.10	33.14		82.5	82.3		6.04	6.02		2.61	2.48		6	
23/04/2010	13:12	Sunny	Middle	3.5	22.74	22.70	22.4	7.91	7.89	7.9	33.09	33.14	33.2	86.0	86.3	86.1	6.13	6.15	6.17	3.66	3.48	3.57	3	4
	13:17		Middle	3.5	21.87	22.13		7.86	7.84		33.25	33.20		85.6	86.6		6.16	6.24		3.44	3.70		5	
26/04/2010	16:48	Cloudy	Middle	3.0	21.09	21.00	21.1	8.12	8.11	8.1	33.69	33.68	33.7	74.4	74.0	73.9	5.44	5.42	5.40	4.73	4.28	4.45	9	9
	16:53		Middle	3.0	21.06	21.12		8.09	8.09		33.66	33.59		73.8	73.3		5.39	5.35		4.39	4.38		9	



**Water Monitoring Result at WSD15 - Sai Wan Ho
Mid-Flood Tide**

Date	Time	Weather Condition	Sampling Depth		Water Temperature			pH			Salinity			DO Saturation			DO			Turbidity			Suspended Solids	
					°C		-		ppt		%		mg/L		NTU		mg/L							
			m		Value	Average	Value	Average	Value	Average	Value	Average	Value	Average	Value	Average	Value	Average	Value	Average	Value	Average		
28/03/2010	16:28	Sunny	Middle	4.0	19.74	19.69	19.6	7.59	7.59	7.6	35.28	35.29	35.3	77.2	76.9	76.7	5.70	5.71	5.68	2.21	2.50	2.79	4	5
	16:30		Middle	4.0	19.59	19.54		7.59	7.58		35.32	35.30		76.3	76.2		5.66	5.65		3.41	3.02		6	
30/03/2010	19:03	Cloudy	Middle	3.5	19.27	19.27	19.3	7.98	7.99	8.0	33.39	33.46	33.5	56.7	58.0	58.1	4.30	4.39	4.40	5.58	4.99	4.92	7	7
	19:06		Middle	3.5	19.36	19.31		8.00	8.01		33.61	33.47		58.7	58.9		4.43	4.46		4.40	4.71		7	
01/04/2010	08:11	Foggy	Middle	3.5	20.00	20.05	20.0	7.94	7.94	7.9	33.61	33.41	33.4	57.4	57.5	57.6	4.55	4.30	4.36	4.81	4.43	4.80	7	8
	08:15		Middle	3.5	20.09	20.05		7.93	7.93		32.90	33.66		57.8	57.8		4.30	4.30		4.98	4.97		8	
05/04/2010	09:18	Foggy	Middle	3.0	20.06	20.00	20.0	7.95	7.95	8.0	32.46	32.26	32.2	63.3	63.7	64.3	4.75	4.78	4.84	3.10	3.10	3.40	4	5
	09:21		Middle	3.0	19.95	20.00		7.96	7.96		31.64	32.42		64.2	66.1		4.85	4.98		3.50	3.90		6	
07/04/2010	08:10	Cloudy with	Middle	3.5	20.05	20.04	20.0	7.95	7.92	7.9	32.40	31.98	32.3	63.3	63.6	63.1	4.75	4.78	4.74	2.42	2.37	2.38	4	4
	08:12	Fog & Rain	Middle	3.5	20.02	20.02		7.96	7.96		32.44	32.44		62.9	62.6		4.72	4.71		2.29	2.44		3	
10/04/2010	16:25	Cloudy	Middle	4.5	19.62	19.62	19.6	8.08	8.09	8.1	32.65	30.41	32.1	65.8	66.4	66.1	4.97	5.07	5.01	4.22	3.72	3.86	7	6
	16:28		Middle	4.5	19.64	19.65		8.09	8.09		32.56	32.69		66.6	65.7		5.03	4.96		3.65	3.83		5	
12/04/2010	16:10	Cloudy	Middle	3.5	21.23	21.25	21.4	7.92	7.89	7.9	33.09	33.02	33.0	51.6	51.5	51.5	3.78	3.76	3.76	3.41	2.81	2.83	2	2
	16:15		Middle	3.5	21.45	21.49		7.89	7.88		32.89	32.91		51.5	51.5		3.75	3.75		2.57	2.54		2	
14/04/2010	18:10	Cloudy	Middle	3.5	19.88	19.88	19.9	8.16	8.16	8.2	33.20	33.02	33.2	56.6	56.4	56.4	4.24	4.23	4.21	4.20	4.17	4.23	6	7
	18:15		Middle	3.5	19.85	19.87		8.16	8.16		33.26	33.27		56.1	56.6		4.20	4.16		4.14	4.42		7	
16/04/2010	18:52	Cloudy	Middle	3.5	19.37	19.28	19.3	7.95	7.94	7.9	33.22	33.30	33.3	80.9	80.4	83.1	6.31	6.08	6.34	6.42	6.47	5.62	8	8
	18:56		Middle	3.5	19.22	19.21		7.95	7.94		33.37	33.39		85.9	85.0		6.51	6.44		4.78	4.79		8	
19/04/2010	08:35	Cloudy	Middle	4.0	19.71	19.79	19.7	7.88	7.88	7.9	33.38	33.28	33.3	88.9	87.6	88.2	6.68	6.57	6.63	3.33	3.40	3.58	6	5
	08:40		Middle	4.0	19.68	19.69		7.88	7.87		33.32	33.32		88.6	87.8		6.66	6.59		3.79	3.78		4	
21/04/2010	09:58	Sunny	Middle	4.0	21.64	21.41	21.1	7.77	7.75	7.7	33.01	33.20	33.2	82.2	81.9	81.8	5.98	5.97	5.99	4.17	3.96	3.92	7	6
	10:02		Middle	4.0	20.57	20.60		7.72	7.70		33.27	33.17		81.7	81.2		6.04	5.98		3.76	3.78		5	
23/04/2010	13:28	Sunny	Middle	3.5	21.79	21.85	21.5	7.89	7.81	7.8	33.12	33.10	33.1	87.3	88.3	89.1	6.32	6.39	6.48	3.18	3.01	2.85	3	4
	13:33		Middle	3.5	21.00	21.47		7.73	7.69		33.31	32.88		90.5	90.4		6.61	6.58		2.86	2.34		4	
26/04/2010	16:35	Cloudy	Middle	3.0	20.85	20.81	21.0	8.03	8.03	8.0	33.63	33.63	33.7	76.1	75.8	76.1	5.59	5.57	5.57	6.72	6.01	6.62	10	10
	16:40		Middle	3.0	21.20	21.21		8.06	8.05		33.72	33.68		76.5	76.0		5.58	5.54		7.13	6.61		10	



**Water Monitoring Result at WSD17 - Quarry Bay
Mid-Flood Tide**

Date	Time	Weather Condition	Sampling Depth		Water Temperature			pH			Salinity			DO Saturation			DO			Turbidity			Suspended Solids	
					°C		-		ppt		%		mg/L		NTU		mg/L							
			m	Value	Average	Value	Average	Value	Average	Value	Average	Value	Average	Value	Average	Value	Average	Value	Average	Value	Average			
28/03/2010	16:15	Sunny	Middle	5.5	20.05	20.03	20.0	7.53	7.54	7.5	35.27	35.25	35.2	75.4	75.4	75.4	5.55	5.56	5.57	4.08	3.51	4.05	8	9
	16:17		Middle	5.5	20.02	19.89		7.55	7.55		35.22	35.24		75.1	75.8		5.54	5.61		4.15	4.44		10	
30/03/2010	18:46	Cloudy	Middle	5.5	19.33	19.35	19.4	7.97	7.98	8.0	33.40	33.52	33.4	56.6	58.0	58.0	4.28	4.38	4.43	6.39	5.96	5.84	13	13
	18:49		Middle	5.5	19.42	19.42		7.99	7.99		33.38	33.36		58.5	58.7		4.52	4.55		5.88	5.14		12	
01/04/2010	08:25	Foggy	Middle	3.0	20.16	20.09	20.2	8.03	8.00	8.0	33.58	33.57	33.4	57.7	58.4	58.1	4.28	4.32	4.32	5.78	5.42	5.31	10	10
	08:30		Middle	3.0	20.09	20.26		7.98	7.98		33.66	32.63		57.8	58.6		4.30	4.36		4.91	5.13		10	
05/04/2010	09:33	Foggy	Middle	5.0	19.98	20.07	20.0	7.97	7.97	8.0	32.42	32.40	32.3	62.9	62.9	63.3	4.72	4.71	4.75	4.10	3.40	3.70	5	6
	09:35		Middle	5.0	20.07	20.07		7.96	7.96		32.42	32.01		63.7	63.8		4.77	4.79		3.60	3.70		7	
07/04/2010	08:20	Cloudy with	Middle	4.5	19.97	19.97	19.9	7.99	7.99	8.0	32.50	32.51	32.4	64.3	63.4	63.7	4.83	4.76	4.79	3.18	3.09	3.52	4	5
	08:23	Fog & Rain	Middle	4.5	19.91	19.91		8.00	8.01		32.52	32.19		63.8	63.2		4.79	4.79		3.89	3.90		6	
10/04/2010	16:38	Cloudy	Middle	4.5	19.65	19.66	19.7	8.09	8.09	8.1	31.90	32.66	32.5	64.9	65.3	65.1	4.92	4.93	4.92	4.91	5.09	5.33	10	10
	16:41		Middle	4.5	19.66	19.68		8.10	8.11		32.63	32.66		65.0	65.2		4.91	4.92		5.33	5.99		9	
12/04/2010	16:00	Cloudy	Middle	5.0	21.56	21.69	21.8	7.87	7.84	7.8	32.90	32.76	32.9	53.3	51.5	51.9	3.87	3.72	3.75	4.94	4.22	4.48	6	7
	16:05		Middle	5.0	21.95	21.91		7.84	7.83		32.97	32.99		51.5	51.2		3.71	3.68		4.28	4.47		7	
14/04/2010	17:50	Cloudy	Middle	5.0	19.92	19.89	19.9	8.13	8.13	8.1	33.08	33.16	33.1	61.0	60.4	60.3	4.57	4.53	4.52	7.89	7.57	7.57	10	11
	17:55		Middle	5.0	19.86	19.82		8.13	8.13		32.96	33.13		60.5	59.1		4.54	4.44		7.60	7.20		12	
16/04/2010	18:35	Cloudy	Middle	5.0	19.48	19.34	19.5	7.89	7.90	7.9	33.00	33.18	33.2	79.4	78.1	78.5	6.00	5.90	5.93	8.04	8.58	7.45	9	9
	18:40		Middle	5.0	19.53	19.46		7.91	7.92		33.27	33.33		78.8	77.8		5.94	5.88		6.59	6.58		8	
19/04/2010	08:47	Cloudy	Middle	5.5	19.83	19.84	19.9	7.94	7.92	7.9	33.32	33.31	33.3	89.1	88.4	89.6	6.68	6.62	6.71	6.46	5.17	5.53	9	9
	08:52		Middle	5.5	19.86	19.92		7.89	7.88		33.31	33.18		90.8	90.2		6.80	6.74		5.50	4.99		9	
21/04/2010	10:07	Sunny	Middle	5.0	20.83	20.85	21.0	7.62	7.62	7.6	33.09	33.08	33.0	85.2	84.3	84.8	6.27	6.21	6.23	2.81	3.05	3.22	4	4
	10:10		Middle	5.0	21.06	21.07		7.63	7.62		32.89	32.89		84.9	84.6		6.24	6.21		3.59	3.43		4	
23/04/2010	13:39	Sunny	Middle	5.0	22.00	22.22	21.8	7.69	7.66	7.6	33.32	33.25	33.2	84.6	85.0	86.4	6.09	6.10	6.24	4.22	4.20	4.27	5	6
	13:44		Middle	5.0	21.40	21.64		7.57	7.52		33.21	32.97		88.5	87.6		6.44	6.34		4.44	4.20		6	
26/04/2010	16:20	Cloudy	Middle	4.5	21.16	21.05	21.0	8.03	8.06	8.0	33.74	33.47	33.6	80.3	78.8	78.3	5.83	5.75	5.71	6.34	5.63	6.15	15	15
	16:21		Middle	4.5	20.89	20.91		8.03	8.02		33.60	33.47		77.3	76.6		5.64	5.62		6.14	6.47		14	



**Water Monitoring Result at C8 - City Garden
Mid-Flood Tide**

Date	Time	Weather Condition	Sampling Depth		Water Temperature			pH			Salinity			DO Saturation			DO			Turbidity			Suspended Solids	
					°C		-		ppt		%		mg/L		NTU		mg/L							
			m	Value	Average	Value	Average	Value	Average	Value	Average	Value	Average	Value	Average	Value	Average	Value	Average	Value	Average			
28/03/2010	15:42	Sunny	Middle	2.0	20.80	20.85	20.8	7.40	7.37	7.4	34.50	34.53	33.7	70.8	65.9	65.8	4.86	4.74	4.70	6.48	6.03	7.56	20	29
	15:44		Middle	2.0	20.65	20.72		7.34	7.34		32.97	32.83		63.3	63.0		4.60	4.58		8.78	8.93		37	
30/03/2010	17:16	Cloudy	Middle	3.0	19.23	19.21	19.2	7.74	7.75	7.8	33.05	33.11	32.9	50.3	49.6	50.3	3.82	3.77	3.93	8.57	8.76	8.30	18	19
	17:20		Middle	3.0	19.17	19.14		7.76	7.76		32.81	32.77		51.0	50.4		4.26	3.86		8.06	7.80		20	
01/04/2010	08:41	Foggy	Middle	2.5	20.40	20.47	20.4	7.86	7.85	7.9	33.40	33.35	33.4	54.7	52.0	53.1	4.30	3.84	4.00	7.23	7.00	6.94	14	15
	08:46		Middle	2.5	20.49	20.43		7.84	7.85		33.36	33.31		53.5	52.1		3.99	3.86		6.79	6.74		16	
05/04/2010	10:01	Foggy	Middle	3.0	20.31	20.28	20.3	7.92	7.92	7.9	32.21	32.17	32.2	57.0	57.1	57.6	4.27	4.27	4.29	7.50	7.70	8.15	12	14
	10:04		Middle	3.0	20.10	20.31		7.92	7.92		32.28	32.27		56.1	60.3		4.20	4.43		8.50	8.90		15	
07/04/2010	08:44	Cloudy with	Middle	2.5	20.19	20.17	20.2	7.91	7.90	7.9	32.04	31.97	31.9	54.7	53.2	53.0	4.08	4.11	4.00	5.30	4.84	5.71	8	10
	08:46	Fog & Rain	Middle	2.5	20.21	20.21		7.87	7.87		31.84	31.84		53.3	50.9		3.97	3.82		6.25	6.46		11	
10/04/2010	17:07	Cloudy	Middle	3.0	19.80	19.80	19.8	8.02	8.02	8.0	32.29	32.25	32.3	57.2	58.7	57.2	4.33	4.39	4.28	7.92	8.56	8.20	13	14
	17:09		Middle	3.0	19.81	19.81		8.03	8.03		32.40	32.24		57.9	55.1		4.23	4.17		8.40	7.90		15	
12/04/2010	13:30	Cloudy	Middle	2.5	21.87	21.88	22.1	7.78	7.78	7.8	31.49	31.47	31.5	51.2	50.8	50.6	3.73	3.71	3.68	13.00	14.00	13.55	17	25
	13:35		Middle	2.5	22.27	22.30		7.79	7.80		31.51	31.55		50.4	49.8		3.66	3.60		13.60	13.60		32	
14/04/2010	17:10	Cloudy	Middle	2.5	20.19	20.18	20.2	8.03	8.03	8.0	32.52	32.53	32.6	47.1	46.6	46.7	3.52	3.49	3.49	8.43	8.51	8.44	13	14
	17:15		Middle	2.5	20.14	20.14		8.04	8.04		32.66	32.63		47.0	45.9		3.51	3.44		8.49	8.31		14	
16/04/2010	18:00	Cloudy	Middle	2.5	19.51	19.35	19.5	7.80	7.82	7.8	32.86	33.07	33.0	74.3	73.1	72.7	5.62	5.54	5.50	14.00	13.40	13.18	20	19
	18:05		Middle	2.5	19.52	19.51		7.83	7.84		33.00	33.00		72.4	71.0		5.46	5.36		12.80	12.50		18	
19/04/2010	09:10	Cloudy	Middle	3.0	20.04	20.08	20.0	7.75	7.76	7.8	33.16	33.12	33.1	81.9	79.0	78.4	6.12	5.90	5.86	9.58	8.77	8.70	12	14
	09:15		Middle	3.0	19.97	19.97		7.75	7.74		33.11	33.12		76.0	76.7		5.69	5.74		8.22	8.24		15	
21/04/2010	10:30	Sunny	Middle	3.0	21.17	21.24	21.3	7.64	7.62	7.6	32.90	32.90	32.9	70.3	69.6	69.9	5.15	5.10	5.11	7.89	7.27	7.59	10	11
	10:34		Middle	3.0	21.35	21.44		7.60	7.59		32.86	32.85		69.9	69.8		5.10	5.09		8.06	7.15		12	
23/04/2010	13:59	Sunny	Middle	3.0	21.88	22.07	21.9	7.32	7.31	7.4	32.12	32.12	32.4	73.5	71.8	73.0	5.32	5.20	5.29	5.00	4.92	4.91	7	8
	14:03		Middle	3.0	21.57	22.01		7.39	7.39		32.79	32.50		74.6	72.0		5.43	5.22		4.91	4.81		9	
26/04/2010	15:45	Cloudy	Middle	2.0	21.53	21.54	21.4	7.98	7.96	8.0	32.87	32.88	32.9	87.0	85.5	84.6	6.32	6.23	6.18	13.60	12.20	12.43	18	20
	15:49		Middle	2.0	21.18	21.24		7.93	7.93		32.83	32.82		83.4	82.6		6.11	6.05		12.60	11.30		21	



**Water Monitoring Result at C9 - Provident Garden
Mid-Flood Tide**

Date	Time	Weather Condition	Sampling Depth		Water Temperature			pH			Salinity			DO Saturation			DO			Turbidity			Suspended Solids	
					°C		-		ppt		%		mg/L		NTU		mg/L							
			m	Value	Average	Value	Average	Value	Average	Value	Average	Value	Average	Value	Average	Value	Average	Value	Average	Value	Average			
28/03/2010	15:56	Sunny	Middle	2.0	20.56	20.56	20.4	7.35	7.34	7.4	34.79	34.85	34.8	65.4	70.3	68.2	4.78	5.12	5.00	6.55	6.50	6.80	13	16
	15:58		Middle	2.0	20.31	20.24		7.35	7.36		34.88	34.86		67.5	69.6		4.97	5.13		7.14	6.99		18	
30/03/2010	17:48	Cloudy	Middle	2.5	19.04	18.95	19.0	7.86	7.87	7.9	33.13	33.12	33.1	50.1	50.1	51.4	3.77	3.81	3.86	7.94	7.19	7.20	22	24
	17:50		Middle	2.5	18.88	18.93		7.86	7.87		33.12	33.03		53.2	52.0		3.94	3.91		6.79	6.89		26	
01/04/2010	08:51	Foggy	Middle	3.5	20.41	20.52	20.4	7.87	7.86	7.9	33.39	33.38	33.4	52.5	51.3	51.8	3.87	3.79	3.83	7.21	7.22	7.83	11	13
	08:55		Middle	3.5	20.33	20.48		7.86	7.85		33.49	33.32		51.1	52.3		3.79	3.88		8.46	8.44		14	
05/04/2010	09:47	Foggy	Middle	2.5	20.43	20.28	20.3	7.90	7.90	7.9	32.28	32.29	32.2	62.9	55.8	57.3	4.34	4.16	4.20	11.70	11.90	11.10	20	19
	09:50		Middle	2.5	20.25	20.26		7.89	7.89		32.24	32.07		55.3	55.3		4.12	4.19		10.40	10.40		17	
07/04/2010	08:32	Cloudy with	Middle	3.0	20.12	20.13	20.1	7.93	7.92	7.9	32.32	32.18	32.3	58.8	60.8	58.2	4.44	4.51	4.36	7.24	6.46	7.04	13	13
	08:35	Fog & Rain	Middle	3.0	20.12	20.08		7.93	7.93		32.27	32.23		57.5	55.7		4.32	4.15		7.07	7.38		13	
10/04/2010	16:55	Cloudy	Middle	2.5	19.73	19.73	19.7	8.07	8.07	8.1	32.45	32.53	32.5	61.0	60.6	61.0	4.60	4.57	4.60	10.40	9.20	9.54	16	16
	16:56		Middle	2.5	19.76	19.76		8.07	8.08		32.57	32.50		60.9	61.5		4.58	4.63		9.57	9.00		15	
12/04/2010	15:45	Cloudy	Middle	2.0	22.05	21.99	21.7	7.96	7.94	7.9	32.57	32.60	32.6	48.9	48.4	48.7	3.53	3.60	3.56	7.12	7.21	7.20	19	24
	15:50		Middle	2.0	21.32	21.53		7.90	7.88		32.71	32.60		49.0	48.6		3.58	3.54		7.19	7.26		29	
14/04/2010	17:30	Cloudy	Middle	2.5	20.08	20.09	20.0	8.06	8.06	8.1	32.70	32.74	32.8	45.1	44.4	45.6	3.37	3.32	3.41	7.12	7.33	7.31	12	13
	17:35		Middle	2.5	20.03	19.93		8.06	8.07		32.79	32.92		44.3	48.4		3.31	3.63		7.32	7.45		14	
16/04/2010	18:15	Cloudy	Middle	2.0	19.56	19.50	19.5	7.83	7.84	7.8	33.01	33.16	33.1	74.8	73.2	73.9	5.64	5.53	5.61	13.50	13.60	13.80	26	25
	18:20		Middle	2.0	19.51	19.48		7.85	7.86		33.14	33.18		74.6	73.1		5.63	5.62		14.00	14.10		24	
19/04/2010	09:00	Cloudy	Middle	3.0	19.91	19.93	19.9	7.81	7.80	7.8	33.24	33.21	33.2	81.9	79.9	79.9	6.13	5.98	5.98	9.65	9.30	9.47	14	14
	09:05		Middle	3.0	19.85	19.89		7.79	7.80		33.17	33.12		79.0	78.6		5.92	5.89		9.51	9.43		13	
21/04/2010	10:20	Sunny	Middle	3.0	21.58	21.91	21.8	7.88	7.84	7.8	33.12	32.81	33.0	81.0	77.7	77.7	5.87	5.60	5.62	8.63	8.79	8.70	11	13
	10:25		Middle	3.0	22.14	21.75		7.80	7.78		33.03	33.06		76.3	75.6		5.53	5.48		9.04	8.33		14	
23/04/2010	13:50	Sunny	Middle	3.0	21.82	21.66	21.9	7.48	7.43	7.4	33.03	33.01	32.9	77.8	76.8	77.4	5.65	5.58	5.61	6.16	5.89	6.13	10	9
	13:55		Middle	3.0	22.20	21.81		7.38	7.36		32.84	32.90		77.7	77.1		5.61	5.60		6.43	6.02		8	
26/04/2010	15:58	Cloudy	Middle	2.0	21.60	21.38	21.4	8.04	7.98	8.0	33.40	33.28	33.3	80.2	78.9	77.9	5.84	5.74	5.68	13.80	14.30	13.98	27	27
	16:03		Middle	2.0	21.27	21.24		7.92	7.92		33.18	33.20		76.1	76.2		5.56	5.57		14.00	13.80		26	

Date	Time	Weather Condition	Sampling Depth		Water Temperature			pH			Salinity			DO Saturation			DO			Turbidity			Suspended Solids	
					°C			-			ppt			%			mg/L			NTU			mg/L	
			m	Value	Average	Value	Average	Value	Average	Value	Average	Value	Average	Value	Average	Value	Average	Value	Average	Value	Average	Value	Average	Value
28/03/2010	10:22	Sunny	Middle	2.5	20.86	21.05	20.8	7.22	7.25	7.2	32.25	35.29	34.5	91.6	89.4	89.7	6.64	6.57	6.55	2.47	2.48	2.13	4	4
	10:25		Middle	2.5	20.70	20.54		7.25	7.24		35.27	35.29		88.9	88.8		6.43	6.57		1.62	1.94		3	
30/03/2010	11:20	Cloudy	Middle	2.5	19.01	18.54	18.8	7.64	7.64	7.7	33.76	33.43	33.5	56.2	57.3	56.6	4.36	4.41	4.43	3.32	3.20	2.77	4	5
	11:23		Middle	2.5	18.87	18.86		7.67	7.69		33.41	33.25		56.5	56.2		4.64	4.29		2.26	2.31		5	
01/04/2010	14:15	Sunny	Middle	2.5	21.02	21.07	21.0	7.96	7.96	7.9	32.58	32.59	32.6	56.5	56.7	56.5	4.16	4.17	4.16	2.12	1.34	1.83	2	2
	14:20		Middle	2.5	20.82	20.95		7.95	7.88		32.58	32.57		56.6	56.1		4.18	4.14		2.28	1.58		2	
05/04/2010	17:40	Cloudy	Middle	2.5	20.22	20.30	20.2	8.02	8.02	8.0	32.11	32.08	32.1	60.0	60.9	60.1	4.49	4.56	4.50	2.02	2.03	1.92	<2	<2
	17:42		Middle	2.5	20.21	20.24		8.00	8.00		32.02	32.02		59.6	60.0		4.46	4.50		1.88	1.74		<2	
07/04/2010	20:19	Cloudy with	Middle	3.5	19.53	19.44	19.4	8.16	8.14	8.1	32.35	32.57	32.5	61.6	61.9	61.9	4.66	4.71	4.69	2.81	2.89	2.63	6	5
	20:21	Rain Patches	Middle	3.5	19.34	19.42		8.13	8.13		32.34	32.56		62.0	61.9		4.71	4.69		2.48	2.32		4	
10/04/2010	21:15	Cloudy	Middle	2.5	19.74	19.74	19.7	8.15	8.16	8.2	33.25	33.20	33.2	54.7	54.5	54.5	4.10	4.09	4.09	2.74	2.82	2.79	3	3
	21:17		Middle	2.5	19.75	19.74		8.15	8.15		33.18	33.16		54.1	54.5		4.06	4.10		2.70	2.89		2	
12/04/2010	11:20	Cloudy	Middle	3.0	20.23	21.44	20.7	7.71	7.85	7.8	33.12	33.10	33.1	69.1	68.3	68.2	5.14	4.97	5.03	1.68	1.57	1.61	2	2
	11:25		Middle	3.0	20.20	21.11		7.74	7.83		33.11	32.90		67.3	68.1		5.01	5.00		1.58	1.61		<2	
14/04/2010	12:34	Misty	Middle	3.5	19.66	19.42	19.4	7.97	7.96	8.0	33.03	33.09	33.1	52.2	42.8	46.8	4.95	4.53	4.75	2.52	2.58	2.97	6	5
	12:38		Middle	3.5	19.35	19.29		8.02	8.02		33.07	33.12		51.3	40.7		4.83	4.69		3.34	3.45		4	
16/04/2010	13:15	Cloudy	Middle	3.5	19.35	19.26	19.3	7.76	7.81	7.8	33.09	33.18	33.0	89.4	86.0	84.1	6.77	6.52	6.38	4.27	4.23	4.09	6	6
	13:20		Middle	3.5	19.28	19.19		7.86	7.86		32.82	33.00		81.6	79.4		6.20	6.03		3.62	4.25		5	
19/04/2010	14:27	Sunny	Middle	3.5	21.74	21.80	21.5	7.72	7.49	7.5	33.28	33.36	33.3	86.8	84.9	84.8	6.27	6.14	6.16	2.73	2.64	2.64	4	4
	14:30		Middle	3.5	21.20	21.31		7.41	7.32		33.29	33.25		84.6	82.9		6.18	6.04		2.58	2.60		4	
21/04/2010	17:15	Cloudy	Middle	3.0	21.94	21.93	22.0	7.99	7.96	8.0	32.94	33.06	33.0	86.5	85.9	87.2	6.22	6.19	6.28	3.05	2.82	2.81	3	3
	17:20		Middle	3.0	22.10	22.09		7.93	7.92		33.06	33.06		88.7	87.7		6.39	6.32		2.70	2.65		2	
23/04/2010	19:48	Cloudy	Middle	3.0	20.52	20.47	20.5	7.93	7.95	8.0	33.02	33.16	33.1	75.0	75.2	75.4	5.57	5.58	5.59	1.66	1.65	1.78	2	2
	19:49		Middle	3.0	20.63	20.49		7.96	7.96		33.03	33.12		75.6	75.8		5.59	5.62		1.92	1.90		2	
26/04/2010	10:18	Cloudy	Middle	3.0	21.13	21.16	21.0	7.97	7.90	7.9	33.81	33.66	33.7	98.4	96.4	96.7	7.16	7.03	7.05	3.71	3.84	3.64	11	11
	10:20		Middle	3.0	20.89	20.91		7.85	7.83		33.64	33.63		96.7	95.4		7.00	7.00		3.68	3.33		11	

Date	Time	Weather Condition	Sampling Depth		Water Temperature		pH			Salinity			DO Saturation			DO			Turbidity			Suspended Solids		
			m		°C		-		ppt		%		mg/L		NTU		mg/L							
					Value	Average	Value	Average	Value	Average	Value	Average	Value	Average	Value	Average	Value	Average						
28/03/2010	11:05	Sunny	Middle	4.0	20.58	20.46	20.5	7.34	7.33	7.3	35.34	35.33	35.3	89.30	88.90	89.7	6.51	6.59	6.59	3.10	2.67	2.77	6	5
	11:08		Middle	4.0	20.35	20.42		7.30	7.30		35.36	35.35		90.30	90.40		6.62	6.65		2.62	2.69		4	
30/03/2010	12:21	Cloudy	Middle	3.0	19.41	19.34	19.4	7.81	7.84	7.8	33.35	33.36	33.4	54.60	55.00	55.0	4.13	4.15	4.17	3.72	3.45	3.37	8	8
	12:23		Middle	3.0	19.38	19.33		7.83	7.84		33.34	33.35		55.30	55.10		4.22	4.17		3.12	3.19		7	
01/04/2010	13:30	Sunny	Middle	3.5	21.10	21.68	21.2	7.96	7.88	7.9	32.68	32.61	32.6	58.20	58.70	58.5	4.50	4.27	4.35	2.56	2.49	2.68	5	4
	13:35		Middle	3.5	21.12	21.05		7.81	7.80		32.65	32.41		59.00	58.20		4.34	4.30		2.82	2.86		3	
05/04/2010	17:03	Cloudy	Middle	3.5	20.13	20.16	20.2	8.09	8.06	8.1	32.44	32.43	32.4	62.40	61.90	62.5	4.68	4.64	4.68	3.26	3.16	3.11	6	6
	17:06		Middle	3.5	20.10	20.21		8.05	8.04		32.43	32.40		62.20	63.60		4.66	4.74		2.83	3.17		6	
07/04/2010	19:30	Cloudy with Rain Patches	Middle	5.0	19.40	19.37	19.4	8.07	8.07	8.1	32.46	32.41	32.5	62.20	62.00	62.2	4.72	4.73	4.72	2.72	2.68	2.81	3	4
	19:40		Middle	5.0	19.40	19.33		8.07	8.08		32.58	32.54		62.10	62.30		4.70	4.73		2.89	2.96		4	
10/04/2010	21:30	Cloudy	Middle	4.0	19.67	19.64	19.7	8.16	8.16	8.2	33.38	33.37	33.4	59.30	60.10	59.6	4.45	4.51	4.48	3.71	3.79	3.93	6	6
	21:33		Middle	4.0	19.65	19.65		8.16	8.16		33.40	33.39		59.40	59.70		4.46	4.49		4.28	3.93		6	
12/04/2010	12:00	Cloudy	Middle	3.5	21.36	21.35	21.2	8.03	8.00	8.0	33.07	33.10	33.1	61.00	60.80	59.6	4.45	4.44	4.36	2.89	2.93	2.90	4	4
	12:05		Middle	3.5	20.94	20.97		7.96	7.94		33.13	33.12		58.40	58.00		4.29	4.26		2.90	2.87		3	
14/04/2010	13:33	Misty	Middle	4.5	19.20	19.65	19.6	8.13	8.13	8.1	32.98	33.05	33.1	54.00	53.90	53.4	4.03	4.02	4.03	3.45	3.58	3.59	6	6
	13:36		Middle	4.5	19.84	19.75		8.14	8.13		33.15	33.30		53.20	52.40		4.10	3.96		3.83	3.49		5	
16/04/2010	13:52	Cloudy	Middle	3.5	18.95	18.85	19.1	8.07	8.08	8.1	30.27	30.06	31.7	77.50	77.30	77.0	6.00	5.98	5.86	5.20	4.93	4.80	8	7
	13:57		Middle	3.5	19.42	19.36		8.03	8.04		33.13	33.28		76.90	76.20		5.78	5.68		4.66	4.40		6	
19/04/2010	13:53	Sunny	Middle	4.0	20.40	20.55	20.6	8.10	8.04	8.0	33.74	33.59	33.6	85.00	83.60	83.8	6.28	6.17	6.17	5.04	4.65	4.71	4	5
	13:57		Middle	4.0	20.89	20.36		7.99	7.96		33.38	33.49		83.30	83.40		6.03	6.19		4.43	4.71		6	
21/04/2010	16:40	Cloudy	Middle	4.0	21.71	22.42	22.2	8.06	8.02	8.0	33.70	33.09	33.3	87.00	84.60	85.5	6.26	6.06	6.13	2.51	2.16	2.28	4	5
	16:44		Middle	4.0	22.43	22.37		8.00	7.98		33.19	33.17		85.90	84.30		6.16	6.04		2.36	2.07		5	
23/04/2010	19:08	Cloudy	Middle	3.5	20.24	20.23	20.2	8.00	8.01	8.0	33.42	33.41	33.4	83.00	82.80	83.0	6.17	6.16	6.18	3.06	3.04	3.00	7	6
	19:10		Middle	3.5	20.24	20.13		8.00	7.99		33.41	33.41		82.50	83.80		6.13	6.26		3.01	2.90		5	
26/04/2010	11:00	Cloudy	Middle	3.0	21.31	21.40	21.1	7.97	7.94	7.9	33.78	33.81	33.8	85.80	85.50	85.3	6.23	6.22	6.24	4.23	3.85	3.94	6	7
	11:04		Middle	3.0	20.79	20.78		7.92	7.91		33.77	33.74		85.30	84.70		6.27	6.22		3.91	3.75		7	

Date	Time	Weather Condition	Sampling Depth		Water Temperature			pH			Salinity			DO Saturation			DO			Turbidity			Suspended Solids	
					°C		-		ppt		%		mg/L		NTU		mg/L							
			m	Value	Average	Value	Average	Value	Average	Value	Average	Value	Average	Value	Average	Value	Average	Value	Average	Value	Average			
28/03/2010	10:53	Sunny	Middle	3.0	20.57	20.61	20.6	7.24	7.25	7.3	35.25	35.26	35.3	88.9	88.8	89.2	6.50	6.48	6.53	2.45	1.95	2.15	4	4
	10:56		Middle	3.0	20.51	20.56		7.27	7.28		35.28	35.27		90.2	88.9		6.63	6.50		2.21	1.98		3	
30/03/2010	12:04	Cloudy	Middle	3.0	19.40	19.50	19.5	7.72	7.73	7.7	33.31	33.31	33.3	55.0	56.0	55.3	4.16	4.22	4.25	3.36	3.59	3.40	9	9
	12:06		Middle	3.0	19.51	19.48		7.74	7.75		33.29	33.28		55.1	55.1		4.47	4.16		3.41	3.24		8	
01/04/2010	13:50	Sunny	Middle	2.5	21.37	21.45	21.5	7.93	7.92	7.9	32.42	32.29	32.3	58.0	57.6	57.6	4.45	4.46	4.32	2.85	2.41	2.57	3	3
	13:55		Middle	2.5	21.31	21.68		7.89	7.85		32.41	32.26		57.6	57.0		4.22	4.16		2.25	2.75		3	
05/04/2010	17:15	Cloudy	Middle	2.5	20.22	20.25	20.3	8.05	8.06	8.1	32.45	32.43	32.5	61.9	62.6	62.7	4.63	5.09	4.79	3.06	2.75	2.73	5	4
	17:17		Middle	2.5	20.35	20.40		8.05	8.05		32.48	32.48		63.3	63.1		4.72	4.70		2.43	2.66		3	
07/04/2010	19:53	Cloudy with Rain Patches	Middle	2.5	19.42	19.42	19.5	8.09	8.09	8.1	32.54	32.58	32.5	61.0	61.0	61.1	4.62	4.64	4.64	6.36	5.93	5.94	11	10
	19:55		Middle	2.5	19.49	19.48		8.09	8.09		32.52	32.46		61.0	61.5		4.62	4.67		5.63	5.83		9	
10/04/2010	21:49	Cloudy	Middle	2.5	19.70	19.73	19.7	8.13	8.16	8.2	33.06	33.24	33.2	58.5	60.3	58.8	4.40	4.53	4.41	4.12	3.90	4.86	7	8
	21:52		Middle	2.5	19.71	19.76		8.17	8.17		33.30	33.33		58.4	57.8		4.38	4.33		5.72	5.69		8	
12/04/2010	11:50	Cloudy	Middle	3.5	20.26	20.90	20.5	7.99	7.93	7.9	33.17	33.10	33.1	61.3	61.2	60.9	4.57	4.50	4.51	3.14	2.90	3.09	3	4
	11:55		Middle	3.5	20.24	20.68		7.92	7.95		33.16	33.16		59.6	61.3		4.44	4.52		3.19	3.12		4	
14/04/2010	13:04	Misty	Middle	4.0	19.41	19.46	19.5	8.05	8.06	8.1	33.04	33.13	33.1	60.2	59.5	59.0	4.46	4.48	4.39	3.91	3.62	3.57	8	8
	13:08		Middle	4.0	19.46	19.49		8.08	8.09		33.11	33.11		57.7	58.4		4.34	4.28		3.44	3.32		7	
16/04/2010	13:40	Cloudy	Middle	3.5	19.42	19.37	19.4	7.99	7.99	8.0	33.22	33.25	33.3	86.7	85.3	85.8	6.49	6.41	6.45	4.07	4.07	4.43	5	6
	13:45		Middle	3.5	19.49	19.39		8.00	8.01		33.32	33.36		86.4	84.7		6.54	6.36		4.63	4.96		6	
19/04/2010	14:04	Sunny	Middle	4.0	20.91	20.99	20.9	8.09	8.05	8.1	33.53	33.52	33.4	85.2	84.1	84.1	6.24	6.20	6.18	3.57	3.44	3.37	3	4
	14:09		Middle	4.0	20.80	20.81		8.04	8.04		33.36	33.38		84.1	83.0		6.19	6.10		3.21	3.26		5	
21/04/2010	16:50	Cloudy	Middle	3.5	21.50	21.78	21.8	7.89	7.84	7.9	33.31	33.19	33.2	86.9	86.7	86.6	6.29	6.27	6.26	2.81	2.96	2.88	4	5
	16:54		Middle	3.5	21.99	21.81		7.84	7.83		33.19	33.19		86.4	86.5		6.24	6.25		2.85	2.89		5	
23/04/2010	19:20	Cloudy	Middle	3.5	20.08	20.03	20.0	7.97	7.98	8.0	33.43	33.64	33.5	79.4	81.5	80.9	5.91	6.08	6.03	4.00	3.88	4.39	7	7
	19:22		Middle	3.5	19.99	19.97		7.98	7.99		33.55	33.52		81.8	81.0		6.08	6.05		5.00	4.66		7	
26/04/2010	10:47	Cloudy	Middle	3.5	21.08	21.17	21.1	8.01	7.98	8.0	33.80	33.64	33.7	91.6	90.6	90.3	6.69	6.61	6.59	4.76	4.78	4.38	7	8
	10:52		Middle	3.5	21.02	21.07		7.94	7.93		33.66	33.66		89.6	89.3		6.54	6.53		4.06	3.91		8	

Date	Time	Weather Condition	Sampling Depth		Water Temperature			pH			Salinity			DO Saturation			DO			Turbidity			Suspended Solids	
			m		°C		-		ppt		%		mg/L		NTU		mg/L							
					Value	Average	Value	Average	Value	Average	Value	Average	Value	Average	Value	Average	Value	Average						
28/03/2010	11:19	Sunny	Middle	5.0	20.59	20.36	20.7	7.26	7.28	7.3	35.32	35.33	35.4	86.70	87.20	87.8	6.33	6.37	6.38	5.72	5.04	4.85	10	10
	11:20		Middle	5.0	20.79	20.94		7.36	7.39		35.27	35.82		86.50	90.70		6.35	6.45		4.37	4.28		9	
30/03/2010	12:38	Cloudy	Middle	5.0	19.35	19.29	19.3	7.86	7.86	7.9	33.30	33.33	33.3	53.00	53.70	53.5	4.01	4.07	4.12	5.37	5.21	5.09	14	13
	12:40		Middle	5.0	19.33	19.23		7.87	7.87		33.32	33.30		53.60	53.50		4.35	4.06		5.07	4.72		11	
01/04/2010	13:15	Sunny	Middle	3.0	21.70	21.65	21.3	7.92	7.86	7.8	32.47	32.54	32.5	59.60	58.50	58.8	4.31	4.26	4.29	4.57	4.58	4.19	4	5
	13:20		Middle	3.0	20.86	21.11		7.76	7.65		32.51	32.48		59.10	58.10		4.31	4.27		3.79	3.82		6	
05/04/2010	16:47	Cloudy	Middle	4.5	20.40	20.42	20.4	7.97	7.97	8.0	32.32	32.27	32.3	60.50	60.10	61.2	4.51	4.48	4.56	4.58	3.96	4.27	5	5
	16:49		Middle	4.5	20.34	20.38		7.96	7.98		32.22	32.28		61.30	62.80		4.58	4.67		3.68	4.85		4	
07/04/2010	19:12	Cloudy with Rain Patches	Middle	5.0	19.38	19.34	19.4	8.10	8.08	8.1	32.58	32.56	32.6	63.90	64.10	64.0	4.85	4.87	4.85	4.44	4.66	4.34	5	6
	19:15		Middle	5.0	19.43	19.36		8.08	8.08		32.59	32.60		64.00	63.90		4.84	4.85		4.18	4.09		6	
10/04/2010	21:11	Cloudy	Middle	4.5	19.65	19.63	19.6	8.14	8.14	8.1	33.38	33.32	33.3	61.00	61.70	61.2	4.59	4.64	4.60	4.98	5.10	4.99	7	8
	21:13		Middle	4.5	19.65	19.65		8.14	8.13		33.33	33.36		61.40	60.80		4.61	4.57		4.98	4.90		8	
12/04/2010	12:27	Cloudy	Middle	5.0	21.20	21.23	21.0	7.94	7.93	7.9	33.06	33.05	33.1	57.00	57.10	57.7	4.16	4.17	4.23	4.83	4.67	4.69	8	7
	12:32		Middle	5.0	20.80	20.86		7.90	7.90		33.12	33.09		58.50	58.00		4.31	4.27		4.60	4.67		6	
14/04/2010	13:49	Misty	Middle	4.5	19.64	19.62	19.7	8.10	8.10	8.1	33.18	33.18	33.2	51.80	51.90	51.6	3.84	3.89	3.82	5.62	5.87	5.84	12	11
	13:52		Middle	4.5	19.75	19.72		8.10	8.10		33.24	33.24		52.00	50.60		3.81	3.72		5.91	5.95		10	
16/04/2010	14:05	Cloudy	Middle	5.0	19.42	19.35	19.5	7.99	8.00	8.0	32.91	33.19	33.1	68.50	67.50	68.8	5.21	5.08	5.18	5.24	5.39	5.36	8	9
	14:10		Middle	5.0	19.56	19.50		8.01	8.02		33.19	33.24		71.20	67.80		5.27	5.14		5.25	5.57		10	
19/04/2010	13:42	Sunny	Middle	5.0	21.08	20.91	20.7	8.14	8.10	8.1	33.51	33.48	33.5	86.80	84.90	84.8	6.37	6.22	6.24	5.97	6.01	5.66	6	7
	13:45		Middle	5.0	20.40	20.36		8.04	7.98		33.36	33.45		83.40	84.00		6.13	6.23		5.33	5.32		7	
21/04/2010	16:31	Cloudy	Middle	5.0	22.05	21.73	21.9	7.74	7.71	7.7	33.01	33.15	33.1	85.10	83.40	83.8	6.16	6.05	6.07	5.98	5.79	5.74	6	7
	16:35		Middle	5.0	21.77	21.88		7.69	7.68		33.06	33.09		83.80	82.90		6.08	6.00		5.54	5.66		8	
23/04/2010	18:59	Cloudy	Middle	5.0	20.37	20.77	20.3	7.90	7.92	7.9	33.12	33.22	33.2	78.50	76.90	78.4	5.82	5.64	5.80	4.14	4.13	3.96	5	5
	19:01		Middle	5.0	20.26	19.95		7.94	7.94		33.25	33.25		77.70	80.30		5.78	5.96		3.51	4.04		4	
26/04/2010	11:13	Cloudy	Middle	5.0	21.80	21.65	21.5	7.93	7.89	7.9	33.70	33.79	33.7	88.80	88.30	87.6	6.42	6.39	6.36	5.43	5.17	4.92	8	8
	11:17		Middle	5.0	21.23	21.32		7.85	7.84		33.65	33.52		87.20	86.20		6.35	6.27		4.21	4.88		8	



**Water Monitoring Result at C8 - City Garden
Mid-Ebb Tide**

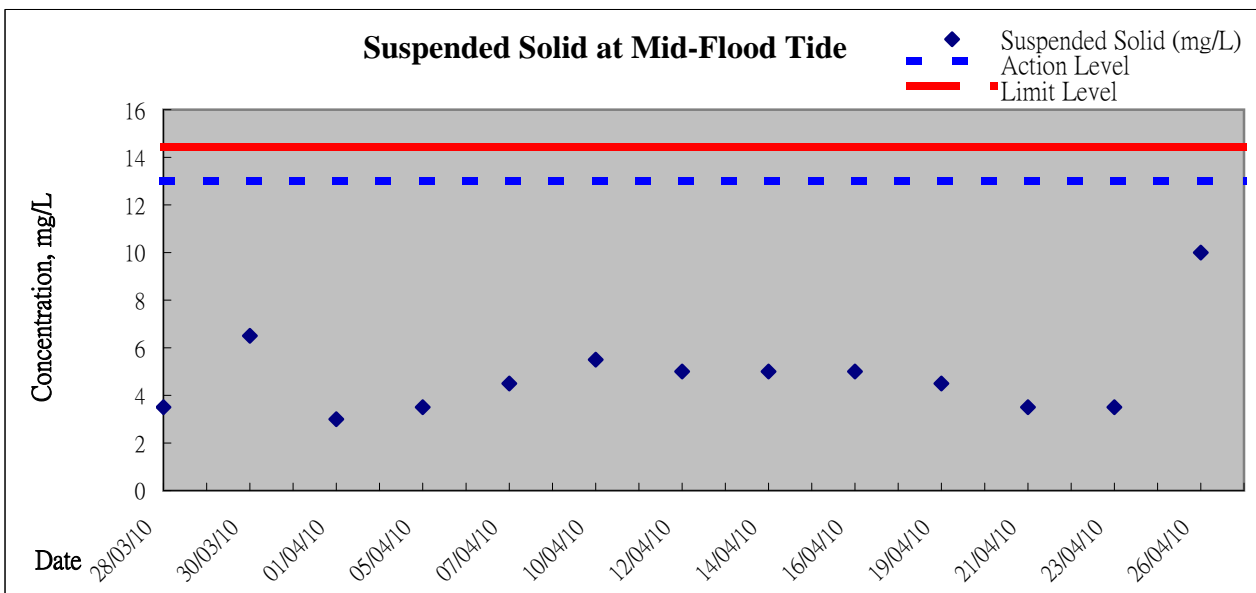
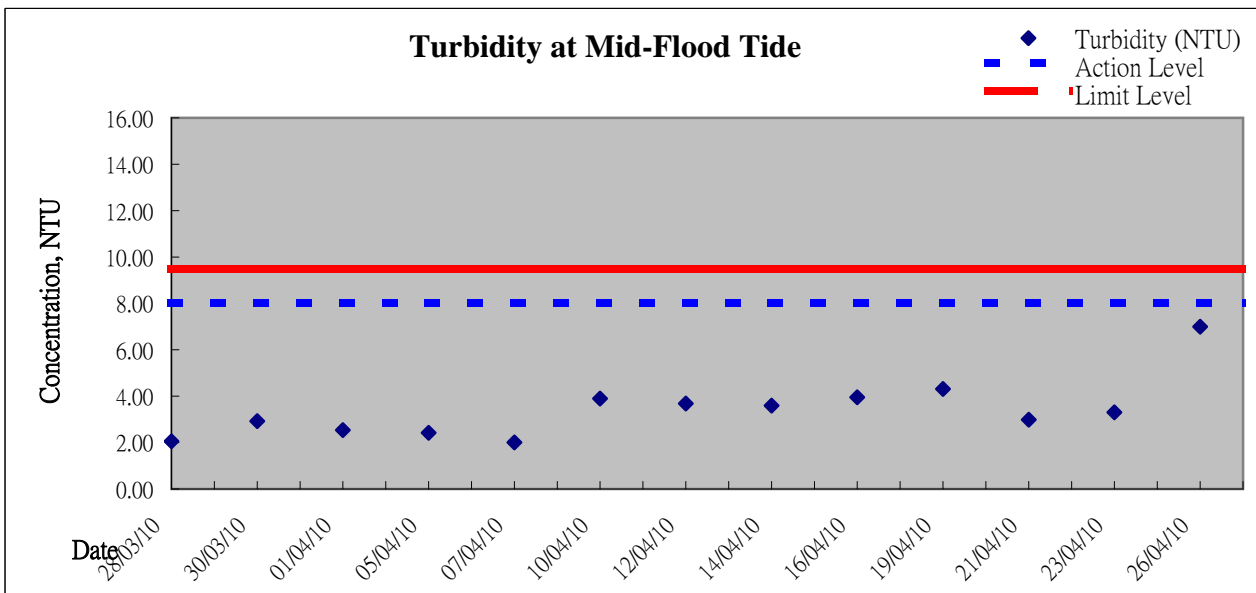
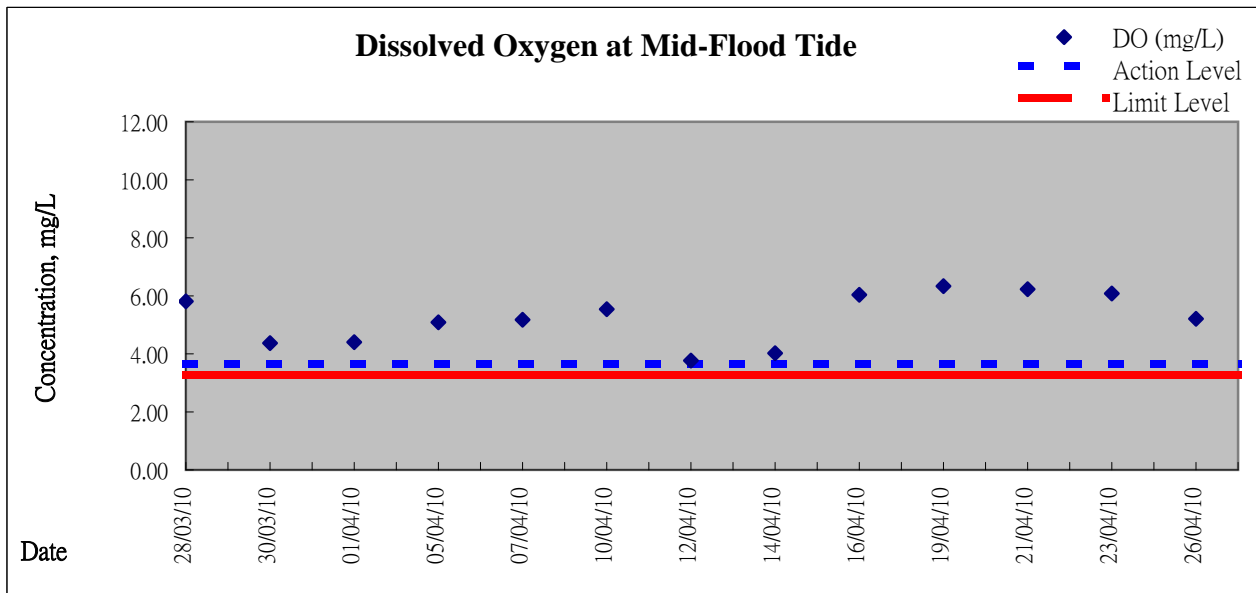
Contract No. HK/2009/05
Wanchai Development Phase II and Central Wanchai Bypass
Sampling, Field Measurement and Testing Work (Stage 1)

Date	Time	Weather Condition	Sampling Depth		Water Temperature			pH			Salinity			DO Saturation		DO			Turbidity			Suspended Solids		
			m		°C		-		ppt		%		mg/L		NTU		mg/L							
					Value	Average	Value	Average	Value	Average	Value	Average	Value	Average	Value	Average	Value	Average						
28/03/2010	11:45	Sunny	Middle	2.5	20.21	20.22	20.3	7.46	7.46	7.5	34.99	34.96	35.0	81.50	80.60	81.6	6.06	5.94	6.01	3.85	3.34	3.51	10	9
	11:47		Middle	2.5	20.31	20.37		7.45	7.44		34.95	34.93		82.40	81.70		6.03	6.00		3.68	3.15		8	
30/03/2010	13:27	Cloudy	Middle	3.0	19.57	19.50	19.6	7.92	7.91	7.9	33.13	33.16	33.2	52.00	52.30	53.3	4.19	4.34	4.21	5.07	5.29	5.00	10	10
	13:29		Middle	3.0	19.64	19.58		7.90	7.88		33.11	33.29		53.90	54.80		4.03	4.27		5.12	4.50		9	
01/04/2010	13:00	Sunny	Middle	2.5	21.38	21.91	21.8	7.60	7.48	7.5	32.47	32.35	32.3	55.70	55.80	56.1	4.07	4.05	4.07	9.16	8.13	7.19	7	7
	13:05		Middle	2.5	21.88	22.13		7.46	7.49		32.18	32.32		56.70	56.10		4.11	4.06		6.18	5.28		7	
05/04/2010	16:20	Cloudy	Middle	2.5	20.53	20.45	20.4	7.78	7.87	7.8	31.82	31.97	32.0	64.60	62.80	63.4	4.81	4.68	4.73	5.57	5.20	5.53	10	9
	16:22		Middle	2.5	20.41	20.33		7.87	7.86		32.05	32.01		63.90	62.20		4.76	4.65		5.99	5.34		8	
07/04/2010	18:35	Cloudy with	Middle	3.0	19.39	19.37	19.4	7.77	7.86	7.9	31.63	31.74	31.9	63.70	62.40	63.7	4.86	4.76	4.85	9.05	9.08	8.93	18	19
	18:37	Rain Patches	Middle	3.0	19.42	19.44		7.91	7.92		31.98	32.12		63.80	65.00		4.85	4.93		8.87	8.71		20	
10/04/2010	20:32	Cloudy	Middle	2.5	19.83	19.81	19.8	7.80	7.95	7.9	33.02	33.10	33.1	66.00	64.70	64.8	4.95	4.85	4.86	9.01	9.29	8.76	18	17
	20:34		Middle	2.5	19.83	19.83		8.00	8.01		33.12	33.12		63.80	64.80		4.79	4.85		8.68	8.06		15	
12/04/2010	13:00	Cloudy	Middle	2.5	21.60	21.68	21.7	7.83	7.83	7.8	32.83	32.79	32.7	53.90	52.30	53.0	3.91	3.80	3.85	9.17	9.29	9.45	11	11
	13:05		Middle	2.5	21.65	21.74		7.80	7.81		32.64	32.67		54.30	51.60		3.95	3.74		10.30	9.03		11	
14/04/2010	14:20	Misty	Middle	2.5	20.06	19.99	20.1	8.03	8.03	8.0	32.17	32.31	32.3	62.90	61.40	63.6	4.73	4.62	4.69	10.40	8.08	8.84	16	15
	14:22		Middle	2.5	20.12	20.12		8.05	8.06		32.44	32.47		62.50	67.70		4.69	4.71		8.67	8.21		13	
16/04/2010	14:30	Cloudy	Middle	3.0	19.70	19.66	19.7	7.98	7.98	8.0	32.97	33.07	33.0	60.60	60.80	60.0	4.68	4.59	4.63	6.83	6.18	6.48	9	10
	14:35		Middle	3.0	19.75	19.72		8.02	8.01		33.07	33.08		58.90	59.80		4.65	4.61		6.25	6.66		11	
19/04/2010	13:20	Sunny	Middle	3.0	22.09	22.10	21.9	8.07	8.00	7.9	33.03	33.13	33.1	85.70	84.80	82.4	6.16	6.11	5.94	7.85	7.80	7.72	10	11
	13:23		Middle	3.0	21.61	21.90		7.86	7.81		33.13	32.91		80.30	78.90		5.83	5.67		7.54	7.67		12	
21/04/2010	16:10	Cloudy	Middle	3.0	22.28	22.52	22.6	8.01	7.94	7.9	33.24	33.13	33.0	86.10	80.40	82.7	6.16	5.74	5.80	7.65	7.32	7.08	10	12
	16:15		Middle	3.0	22.64	22.95		7.88	7.83		32.92	32.82		83.20	81.10		5.76	5.54		6.63	6.71		13	
23/04/2010	18:30	Cloudy	Middle	3.0	20.82	20.67	20.7	7.46	7.72	7.7	32.59	32.65	32.8	75.40	76.20	76.4	5.57	5.62	5.64	6.25	5.90	6.05	11	11
	18:31		Middle	3.0	20.66	20.66		7.81	7.80		32.96	32.95		77.40	76.60		5.72	5.66		6.09	5.94		10	
26/04/2010	11:37	Cloudy	Middle	2.5	21.48	21.90	21.6	7.94	7.93	7.9	33.42	33.13	33.3	83.00	79.00	79.0	6.02	5.72	5.75	7.24	8.28	7.09	10	11
	11:41		Middle	2.5	21.33	21.49		7.91	7.90		33.36	33.32		77.10	77.00		5.69	5.58		6.51	6.33		12	

Date	Time	Weather Condition	Sampling Depth		Water Temperature		pH			Salinity			DO Saturation		DO			Turbidity		Suspended Solids				
			m		°C		-		ppt		%		mg/L		NTU		mg/L							
					Value	Average	Value	Average	Value	Average	Value	Average	Value	Average	Value	Average	Value	Average						
28/03/2010	11:34	Sunny	Middle	2.5	20.49	20.55	20.7	7.38	7.38	7.4	35.01	34.98	35.0	83.60	82.80	83.9	6.08	6.02	6.11	2.95	2.89	3.04	8	7
	11:36		Middle	2.5	20.85	20.84		7.37	7.38		34.90	34.96		84.20	84.80		6.16	6.18		3.62	2.71		6	
30/03/2010	12:58	Cloudy	Middle	2.5	19.28	19.28	19.3	7.84	7.86	7.9	33.25	33.23	32.4	52.70	52.80	52.8	4.08	4.29	4.19	6.66	6.72	6.43	15	14
	13:00		Middle	2.5	19.39	19.27		7.86	7.87		33.00	30.19		52.50	53.10		4.29	4.09		6.54	5.80		12	
01/04/2010	12:45	Sunny	Middle	3.0	21.93	21.92	22.2	8.06	8.05	8.0	32.60	32.40	32.3	60.90	58.40	58.3	4.80	4.22	4.31	8.70	8.44	7.07	8	9
	12:50		Middle	3.0	22.27	22.50		7.91	7.85		32.01	32.23		57.10	56.90		4.12	4.09		5.33	5.82		10	
05/04/2010	16:32	Cloudy	Middle	2.5	20.31	20.32	20.3	7.86	7.87	7.9	32.03	32.01	32.0	62.00	61.80	60.6	4.63	4.63	4.53	7.04	6.22	6.19	13	12
	16:34		Middle	2.5	20.29	20.32		7.87	7.87		32.10	31.98		60.60	57.90		4.52	4.33		6.17	5.33		10	
07/04/2010	18:51	Cloudy with Rain Patches	Middle	2.5	19.23	19.43	19.5	7.91	7.96	8.0	32.38	32.48	32.4	62.10	62.40	62.4	4.72	4.73	4.73	8.52	8.44	8.70	22	20
	18:54		Middle	2.5	19.56	19.59		7.97	7.97		32.38	32.39		62.60	62.60		4.74	4.74		8.71	9.11		18	
10/04/2010	20:51	Cloudy	Middle	2.5	19.78	19.75	19.7	8.04	8.05	8.0	33.10	33.11	33.2	62.70	62.20	62.1	4.70	4.67	4.66	8.02	8.11	8.08	16	16
	20:53		Middle	2.5	19.74	19.72		8.05	8.05		33.19	33.20		61.80	61.70		4.64	4.64		8.13	8.05		15	
12/04/2010	12:37	Cloudy	Middle	2.5	21.98	21.69	21.8	7.69	7.72	7.8	32.74	32.66	32.8	56.40	56.10	55.3	4.13	4.10	4.03	7.54	7.71	7.98	12	13
	12:42		Middle	2.5	21.72	21.79		7.80	7.82		32.84	32.82		53.50	55.10		3.89	3.98		8.49	8.18		13	
14/04/2010	14:09	Misty	Middle	3.0	20.11	20.10	20.1	8.05	8.06	8.1	32.54	32.56	32.6	62.20	62.50	62.8	4.66	4.68	4.70	8.45	8.22	7.79	15	16
	14:14		Middle	3.0	20.18	20.18		8.06	8.06		32.70	32.67		63.30	63.00		4.73	4.71		7.21	7.27		16	
16/04/2010	14:18	Cloudy	Middle	2.0	19.66	19.63	19.7	7.98	7.98	8.0	33.09	33.12	33.1	63.20	62.80	64.1	4.76	4.79	4.82	7.40	7.55	7.29	12	12
	14:25		Middle	2.0	19.65	19.66		7.98	7.97		33.01	33.12		64.70	65.50		4.84	4.90		6.83	7.36		11	
19/04/2010	13:28	Sunny	Middle	3.0	21.52	22.12	22.4	7.98	7.96	7.9	33.15	32.82	33.1	83.40	80.90	82.0	6.03	5.81	5.86	7.95	7.69	7.72	11	11
	13:34		Middle	3.0	22.80	22.98		7.92	7.90		33.32	33.22		82.60	81.00		5.86	5.73		7.63	7.60		11	
21/04/2010	16:18	Cloudy	Middle	3.0	22.25	22.78	22.6	7.97	7.97	8.0	33.22	33.16	33.1	85.60	83.30	83.4	6.09	5.96	5.95	7.60	7.13	7.15	13	12
	16:22		Middle	3.0	22.58	22.62		7.94	7.92		32.99	32.98		82.90	81.90		5.92	5.84		6.99	6.88		11	
23/04/2010	18:42	Cloudy	Middle	3.0	20.57	20.47	20.4	7.88	7.89	7.9	33.16	33.20	33.2	85.60	81.00	82.1	6.02	6.06	6.01	6.03	5.71	6.30	13	14
	18:44		Middle	3.0	20.41	20.20		7.89	7.88		33.21	33.20		79.70	81.90		5.89	6.08		6.18	7.28		14	
26/04/2010	11:28	Cloudy	Middle	2.5	21.82	21.67	21.6	7.93	7.91	7.9	33.46	33.57	33.6	83.50	82.70	83.1	6.04	5.99	6.03	7.17	6.52	5.78	10	10
	11:33		Middle	2.5	21.49	21.36		7.89	7.88		33.59	33.62		83.80	82.40		6.10	5.99		4.54	4.88		9	

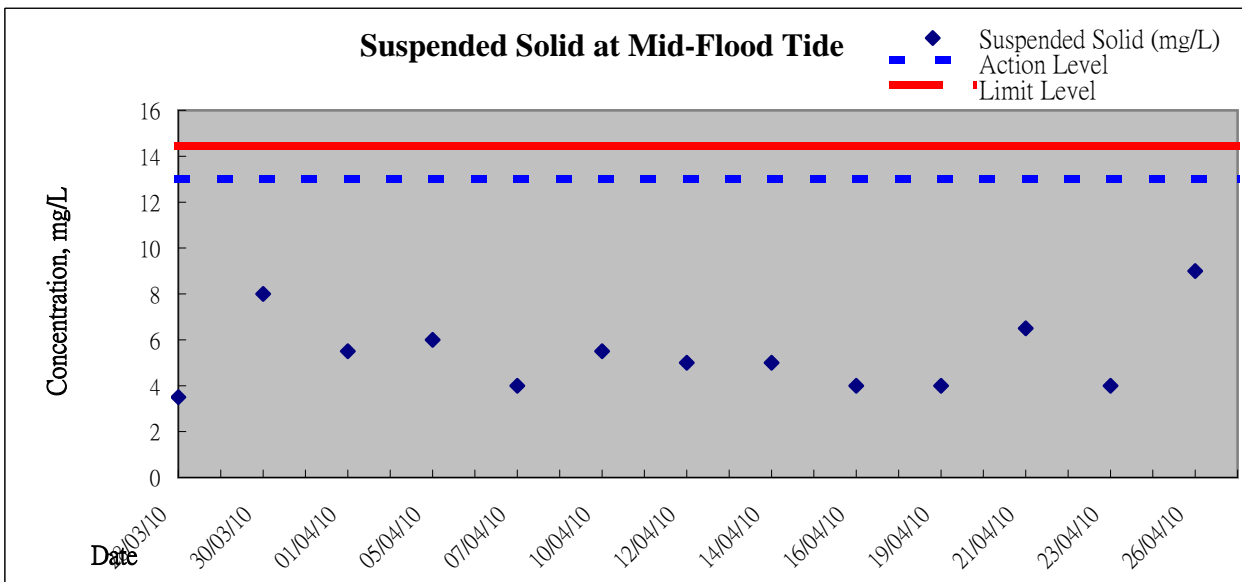
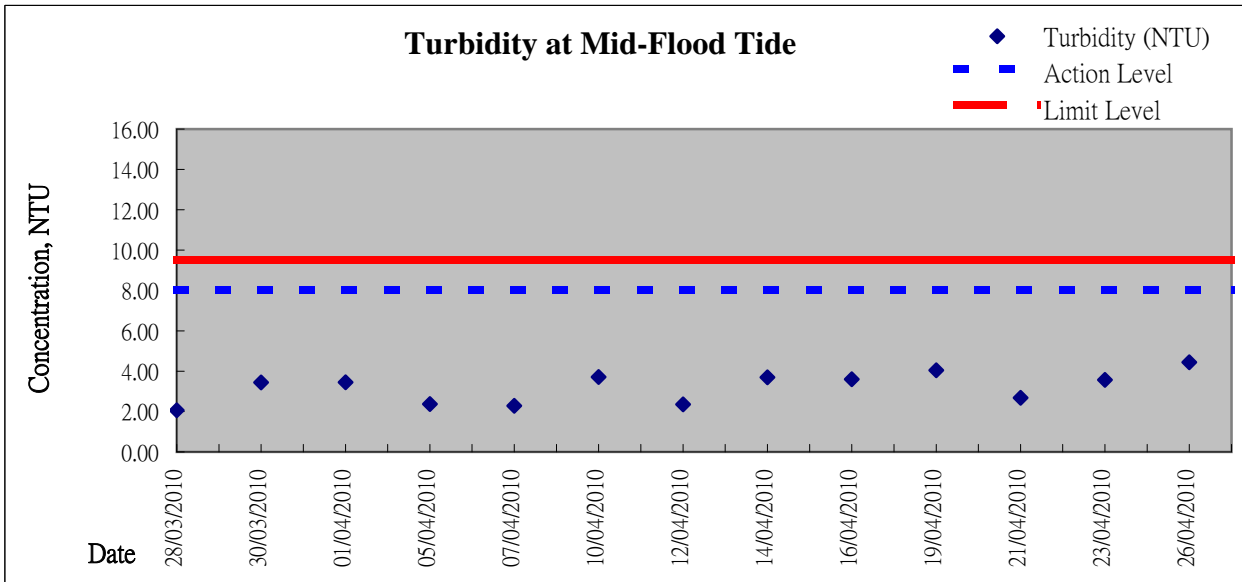
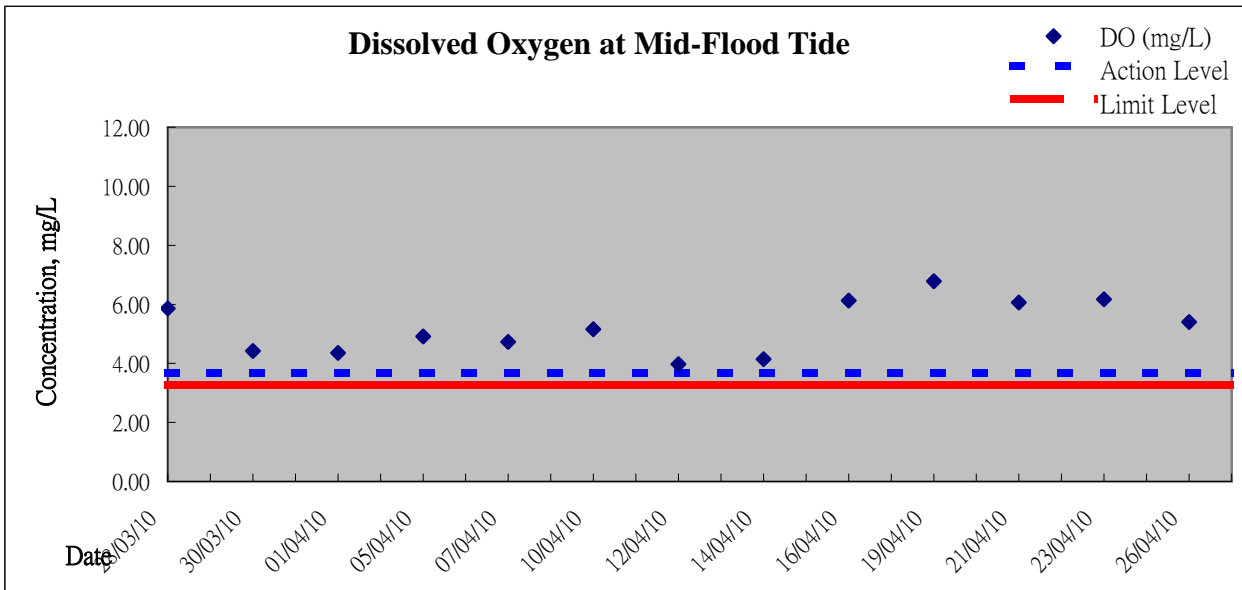


Graphic Presentation of Water Quality Result of WSD9 - Tai Wan



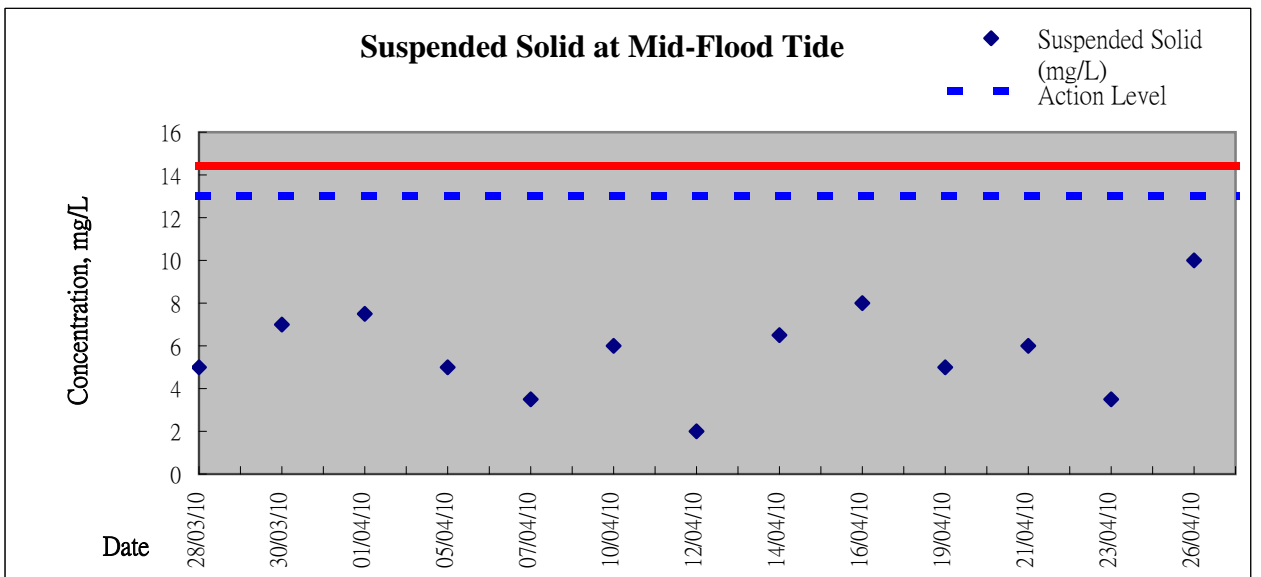
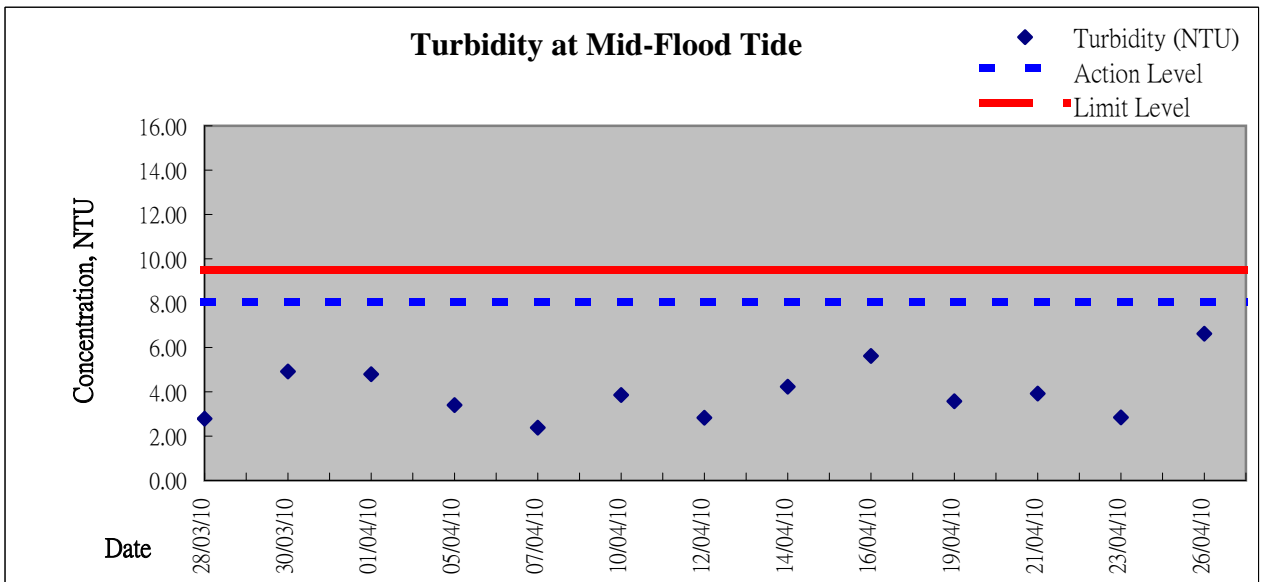
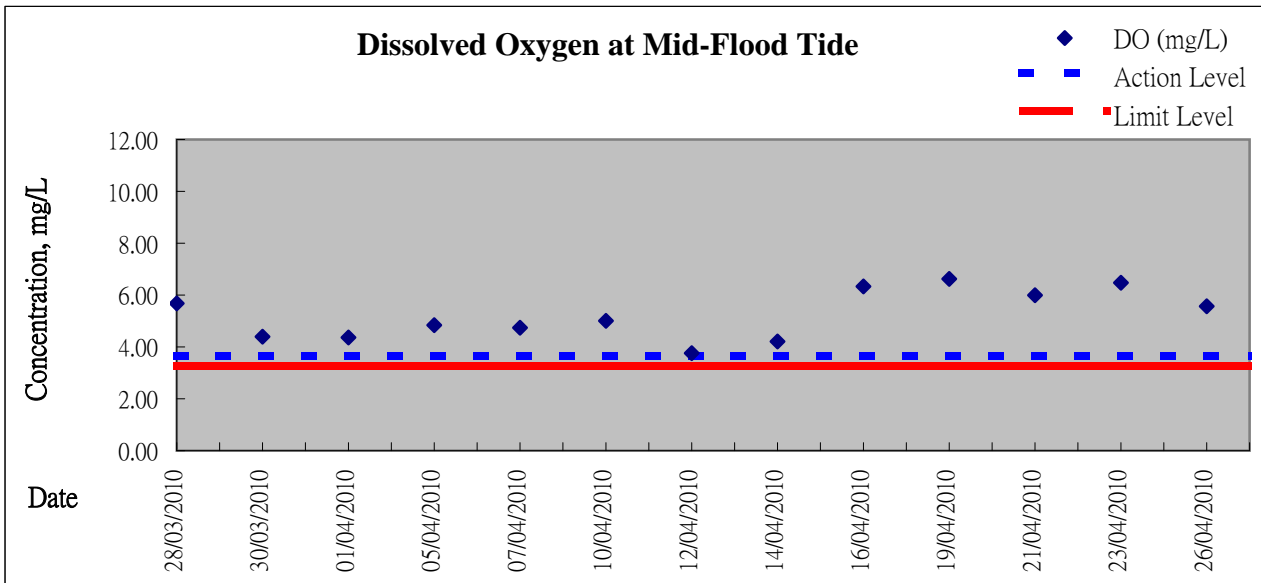


Graphic Presentation of Water Quality Result of WSD10 - Cha Kwo Ling



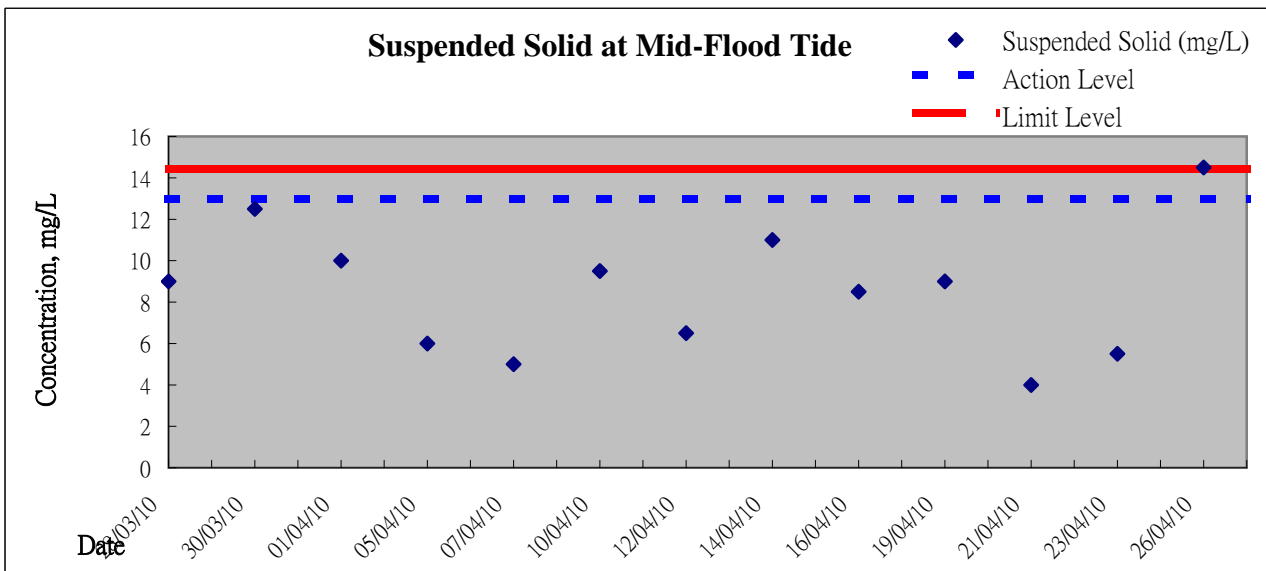
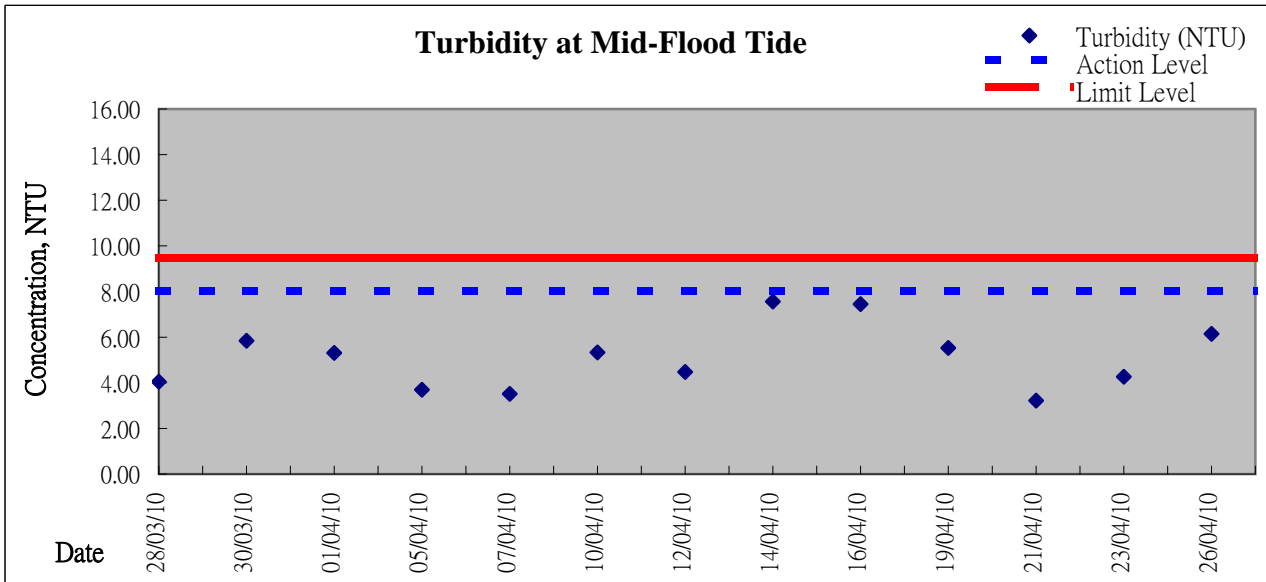
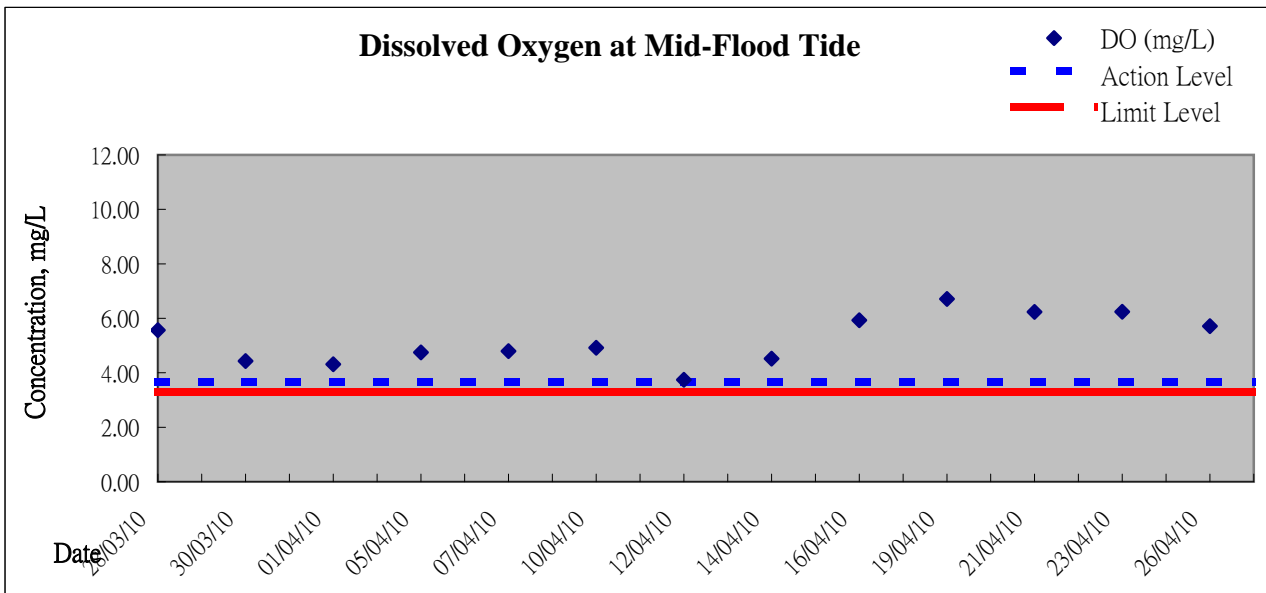


Graphic Presentation of Water Quality Result of WSD15 - Sai Wan Ho



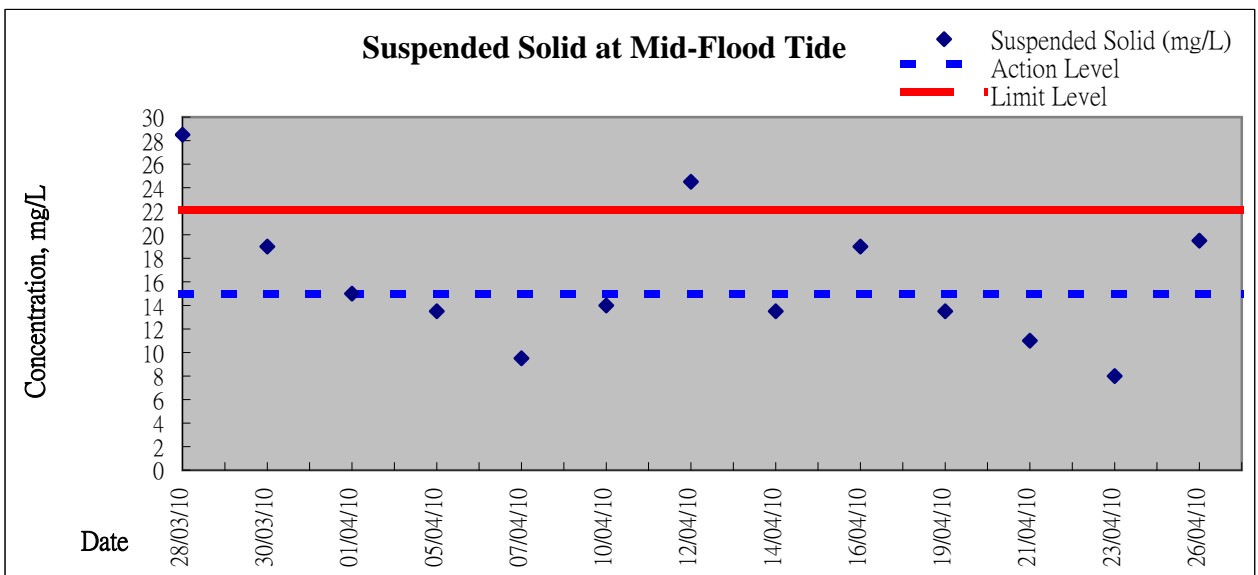
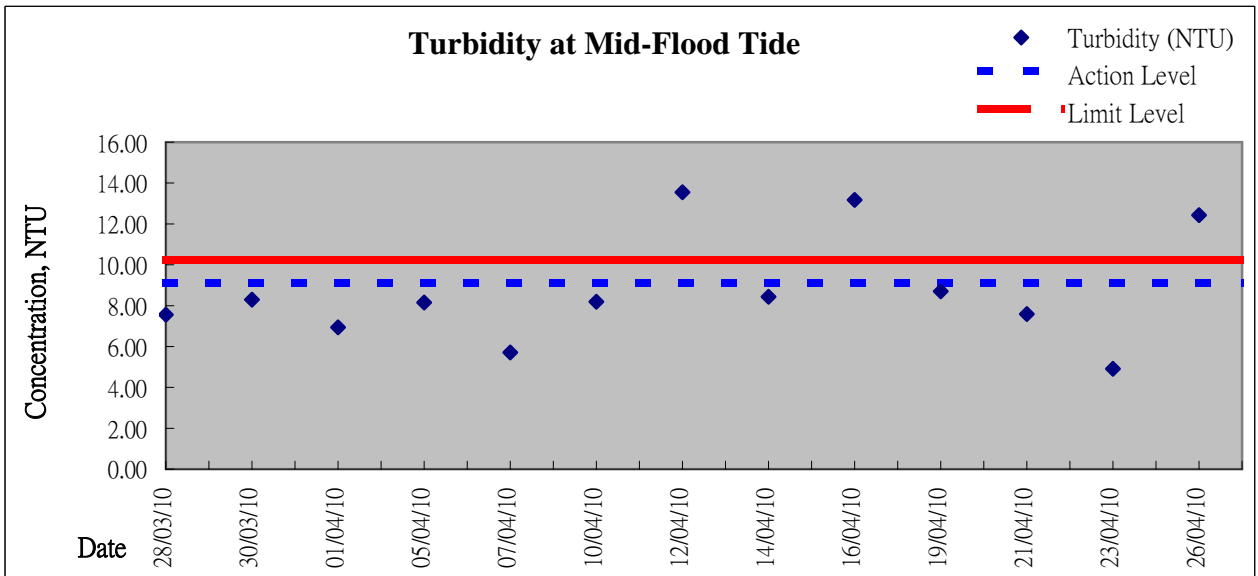
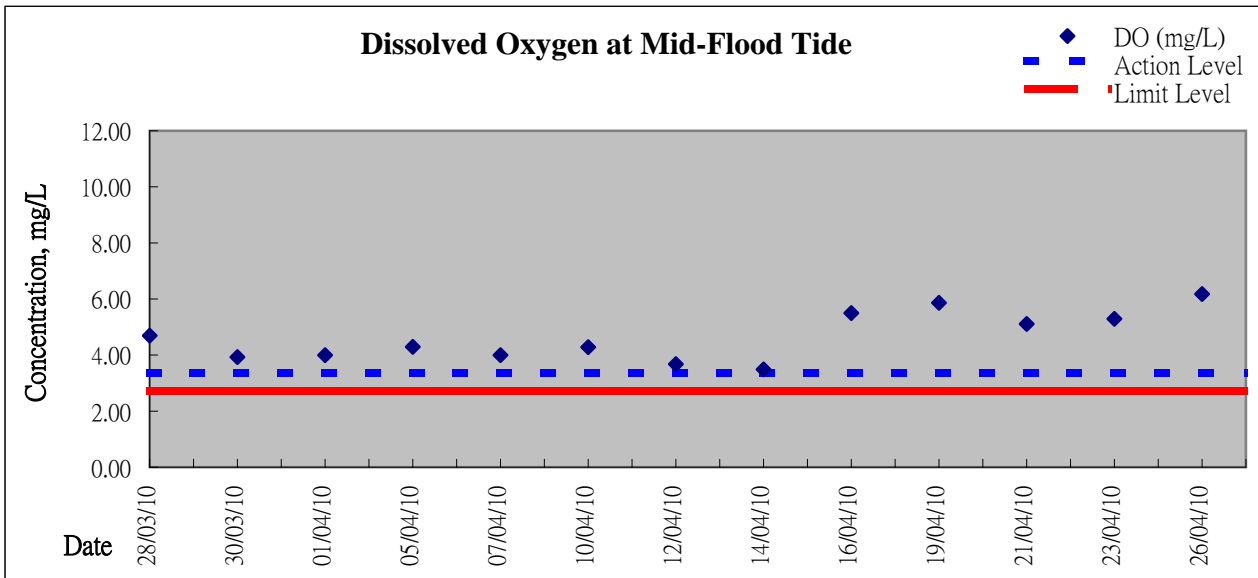


Graphic Presentation of Water Quality Result of WSD17 - Quarry Bay



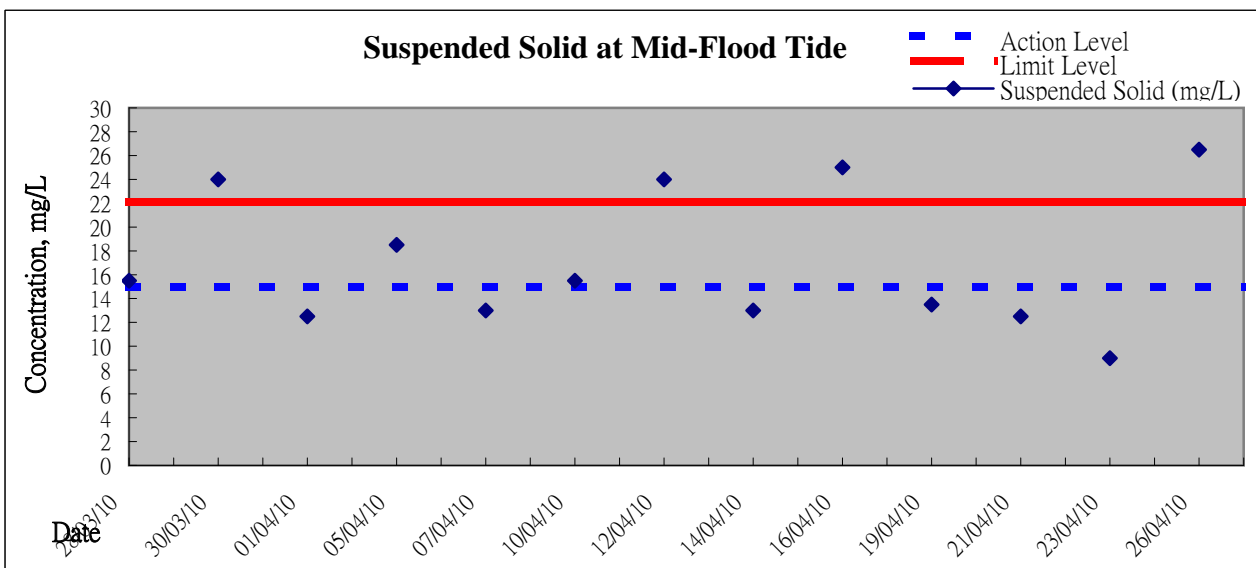
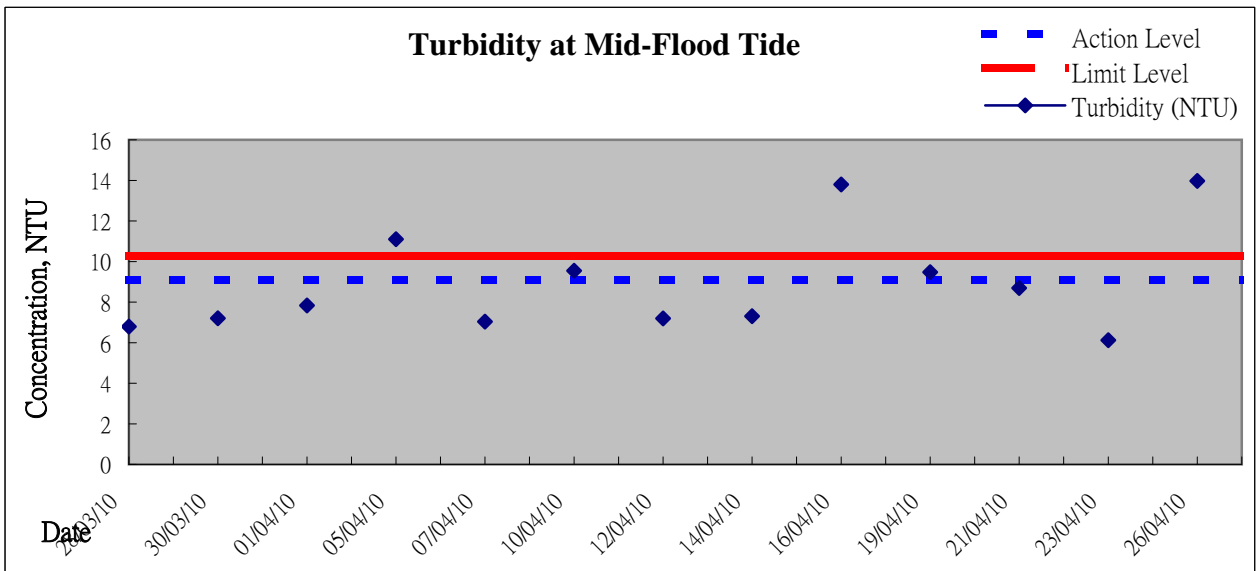
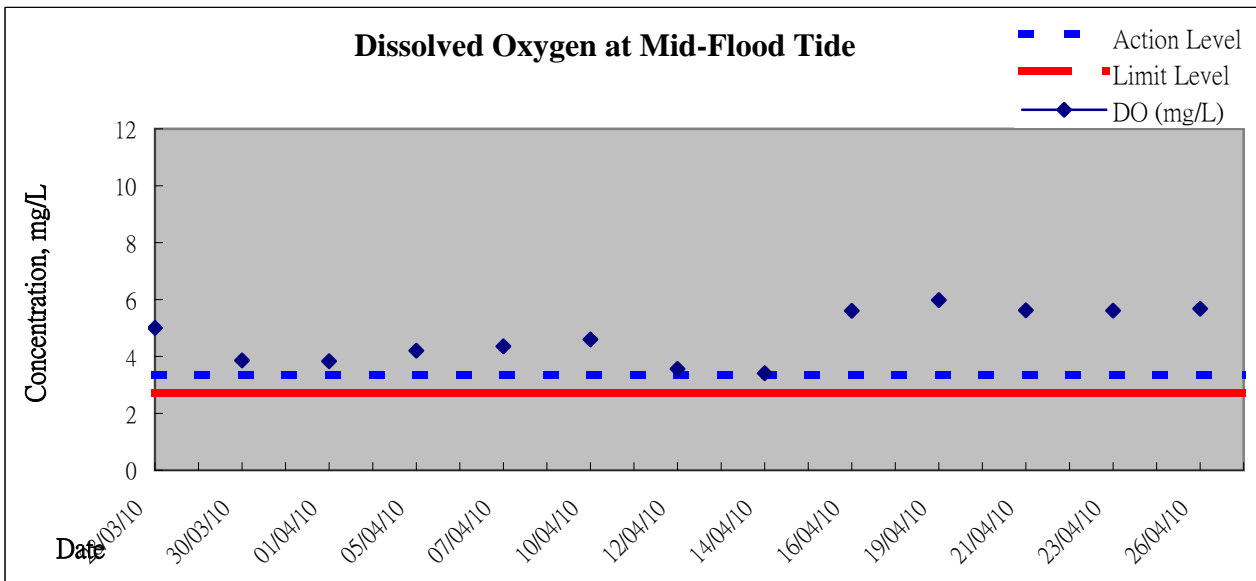


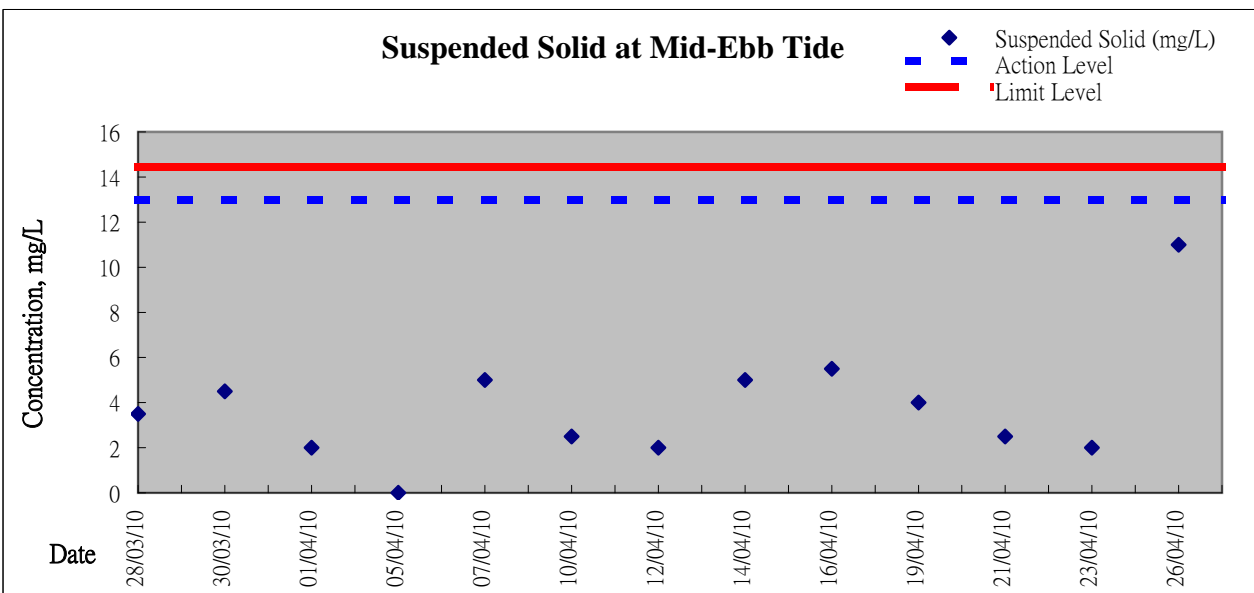
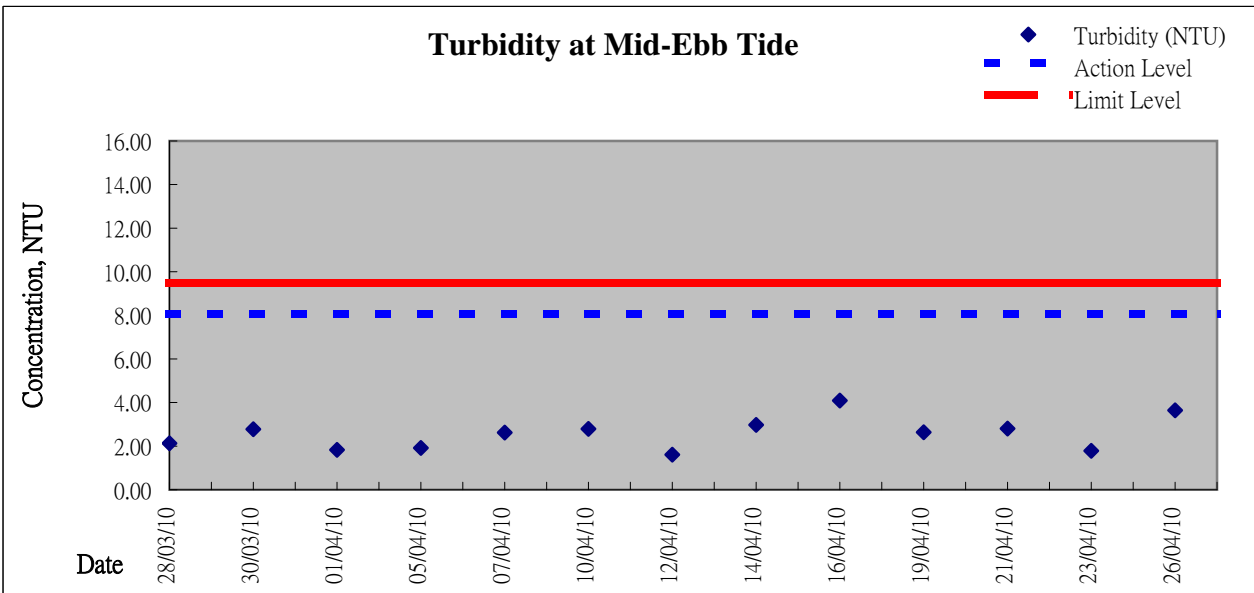
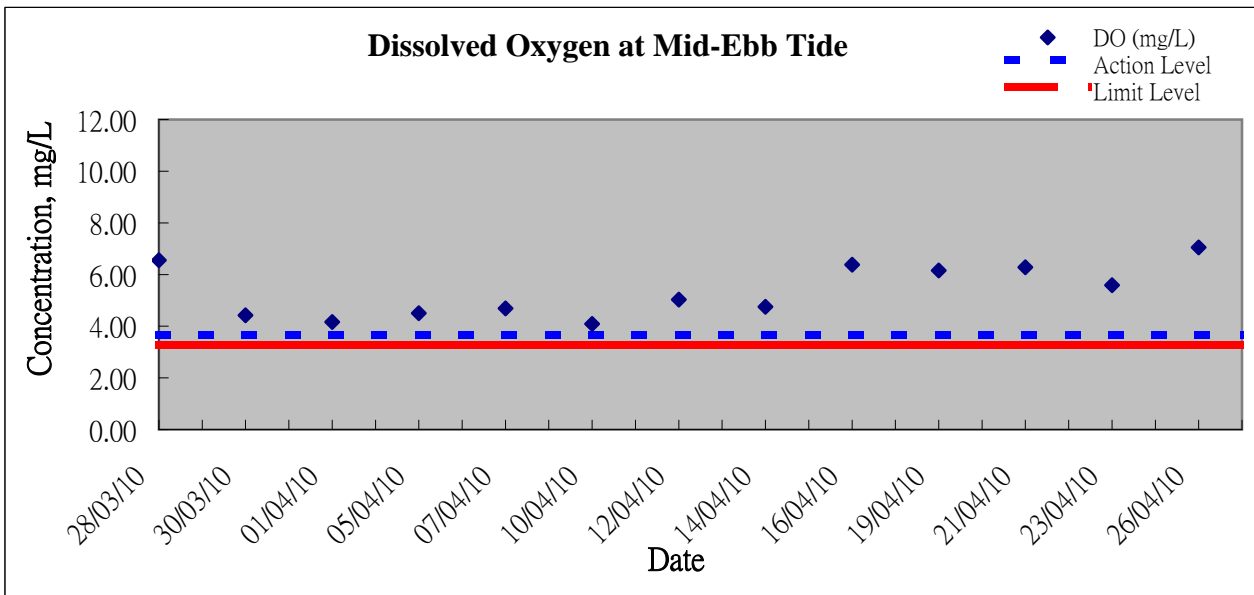
Graphic Presentation of Water Quality Result of C8 - City Garden

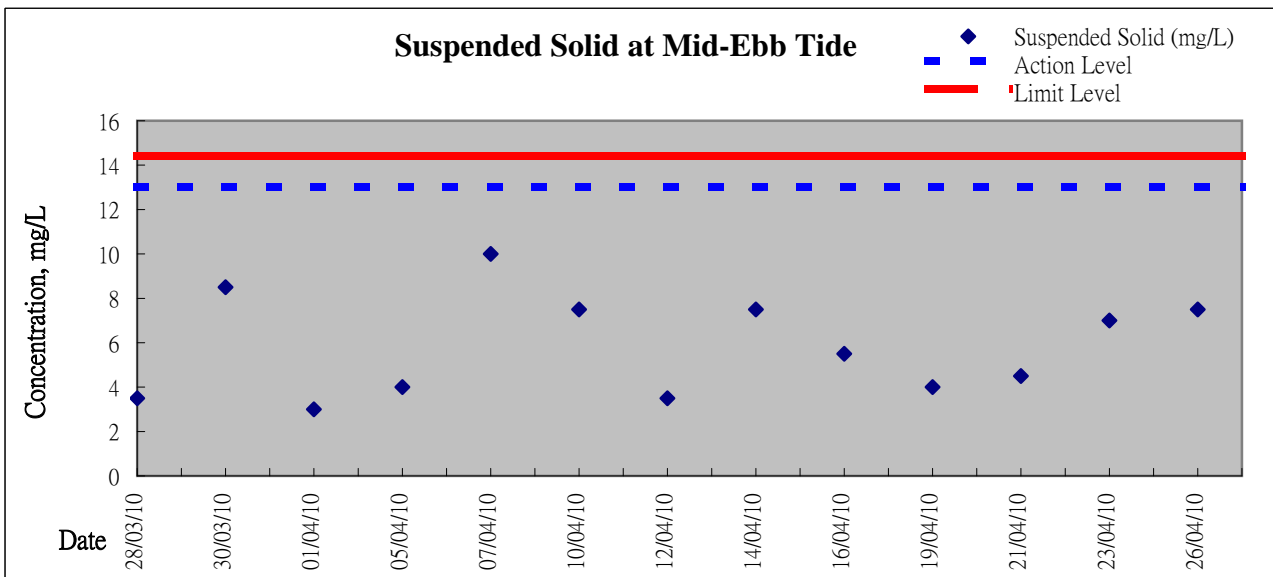
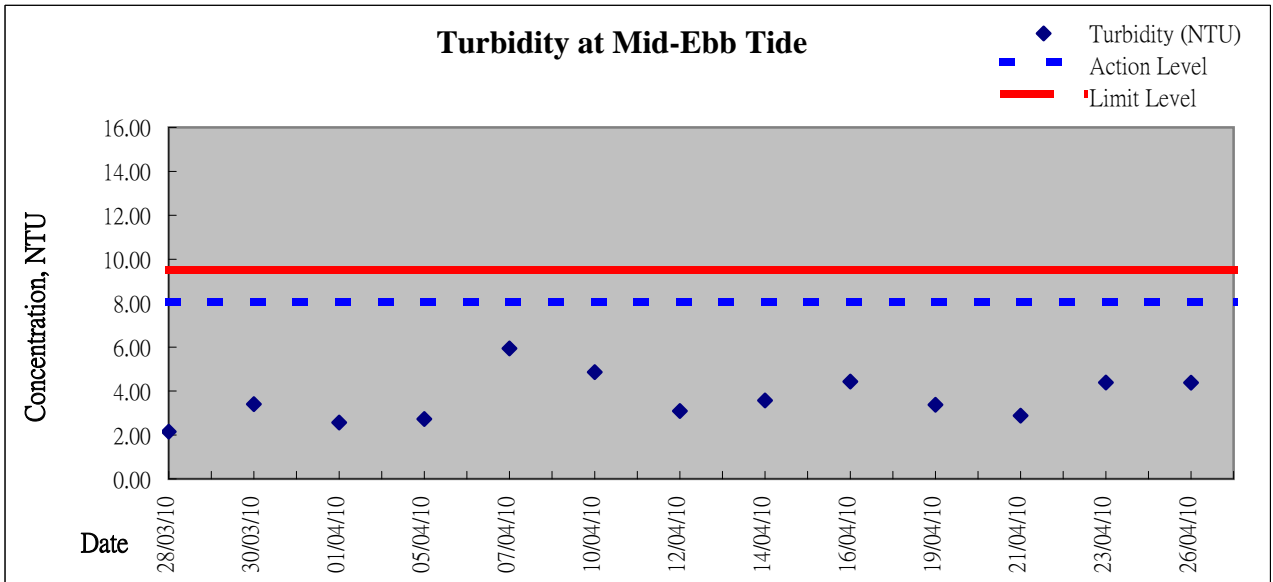
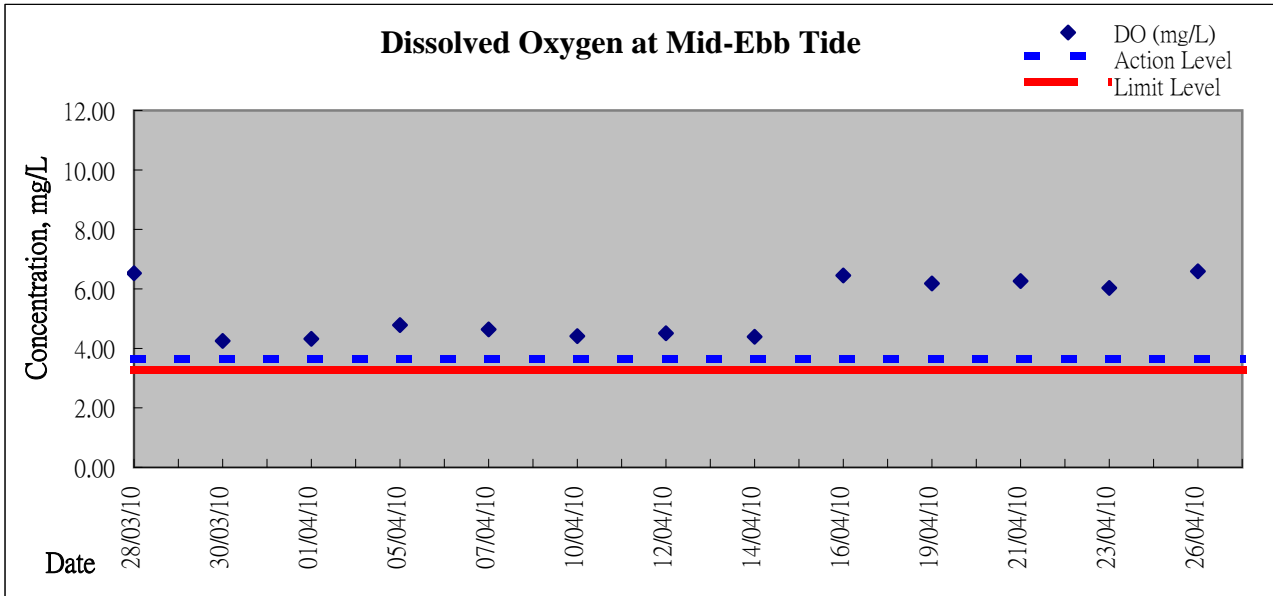




Graphic Presentation of Water Quality Result of C9 - Provident Centre

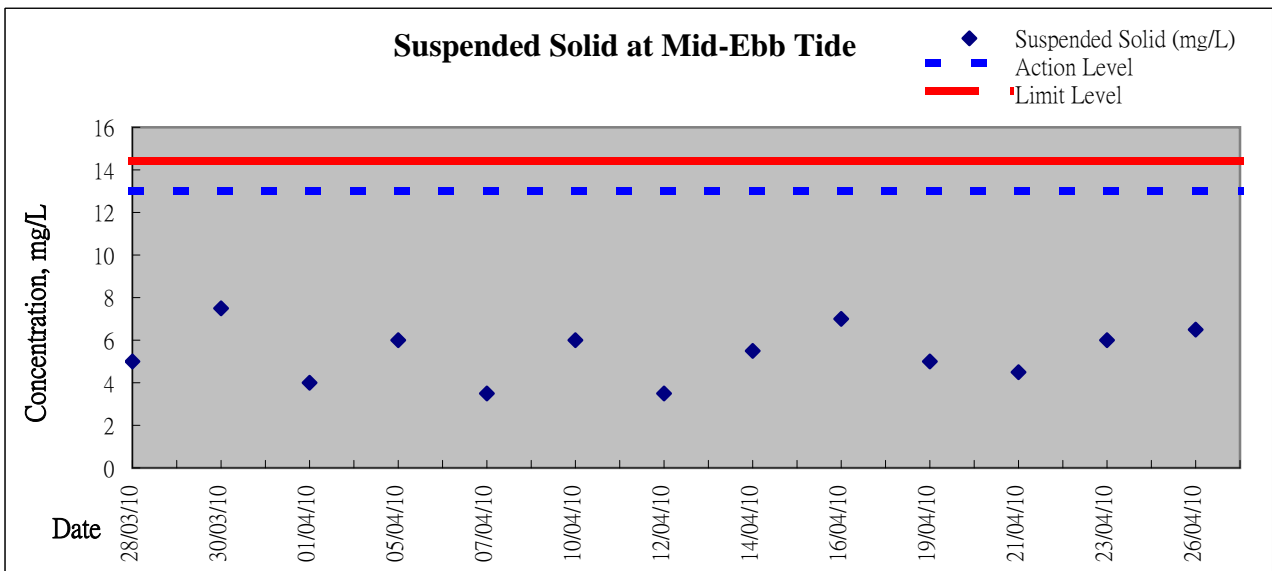
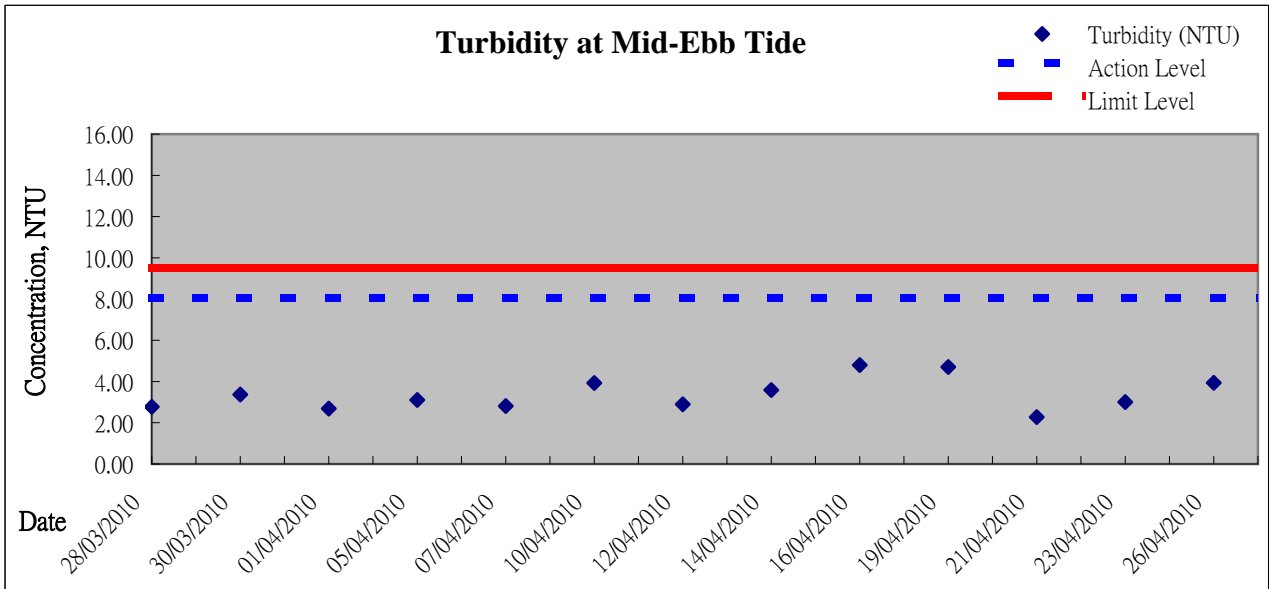
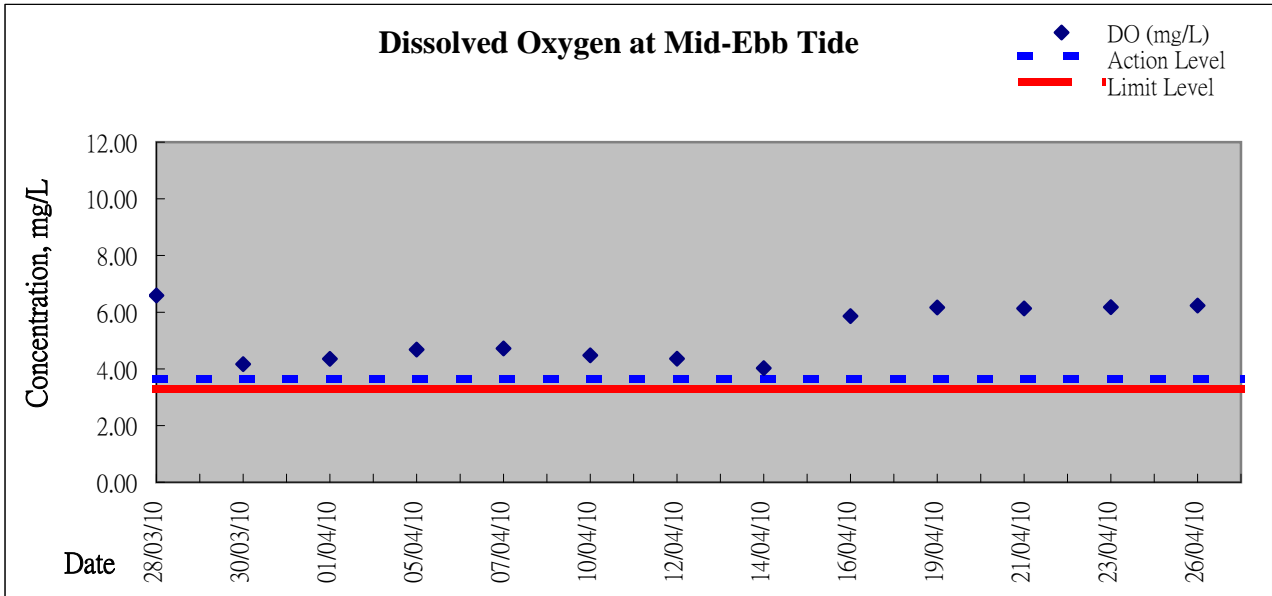






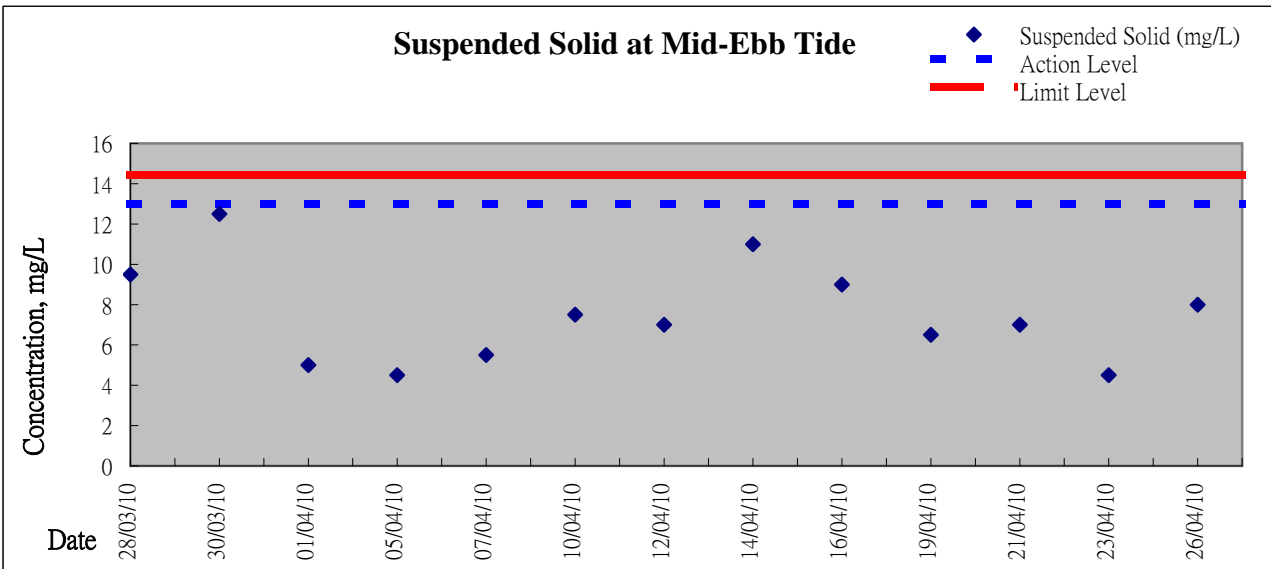
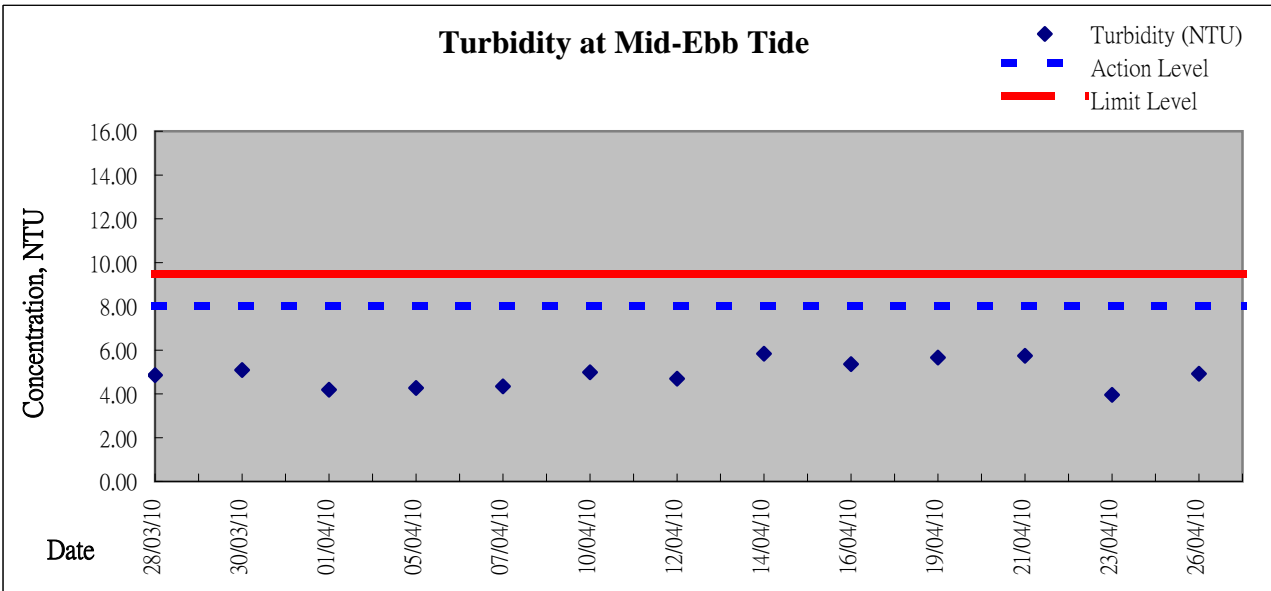
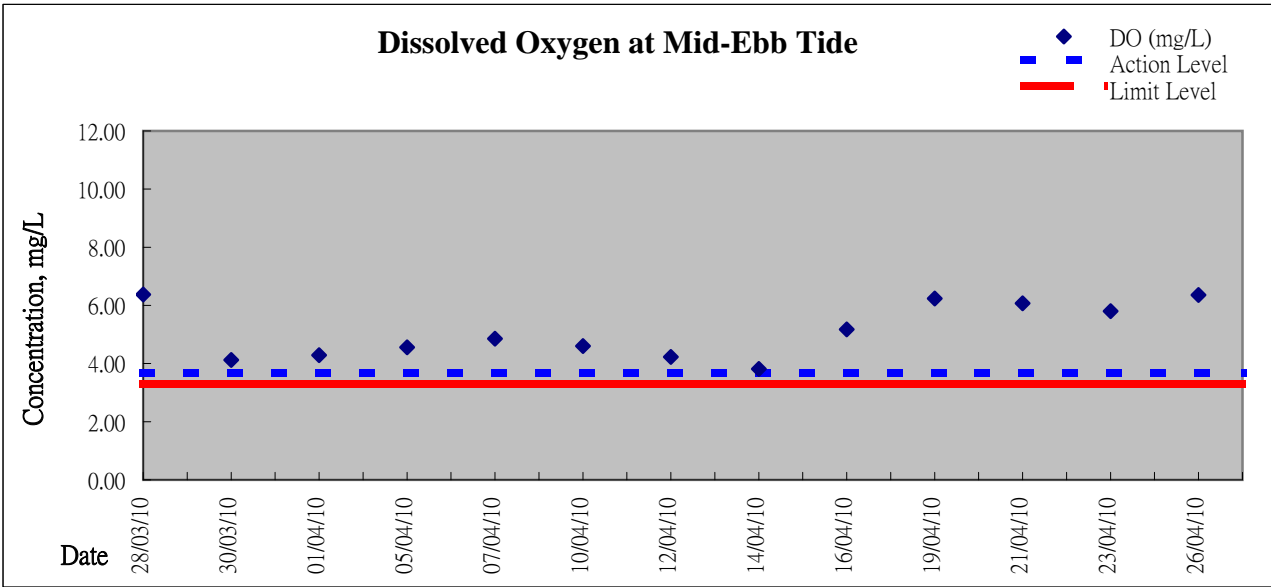


Graphic Presentation of Water Quality Result of WSD15 - Sai Wan Ho



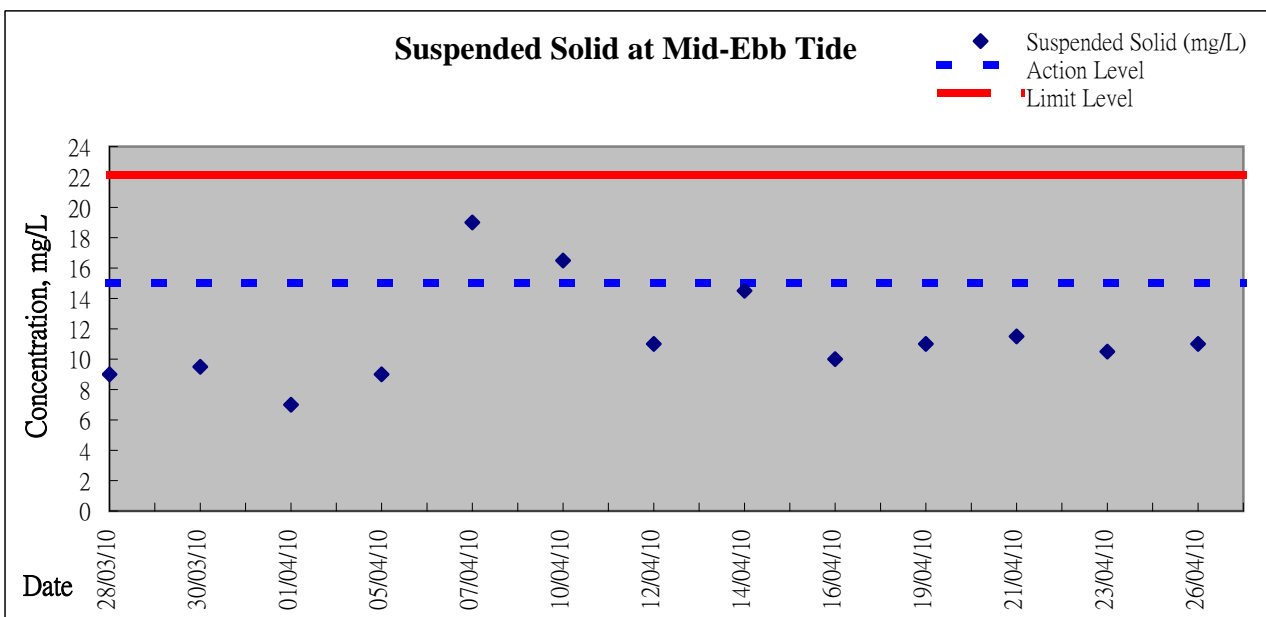
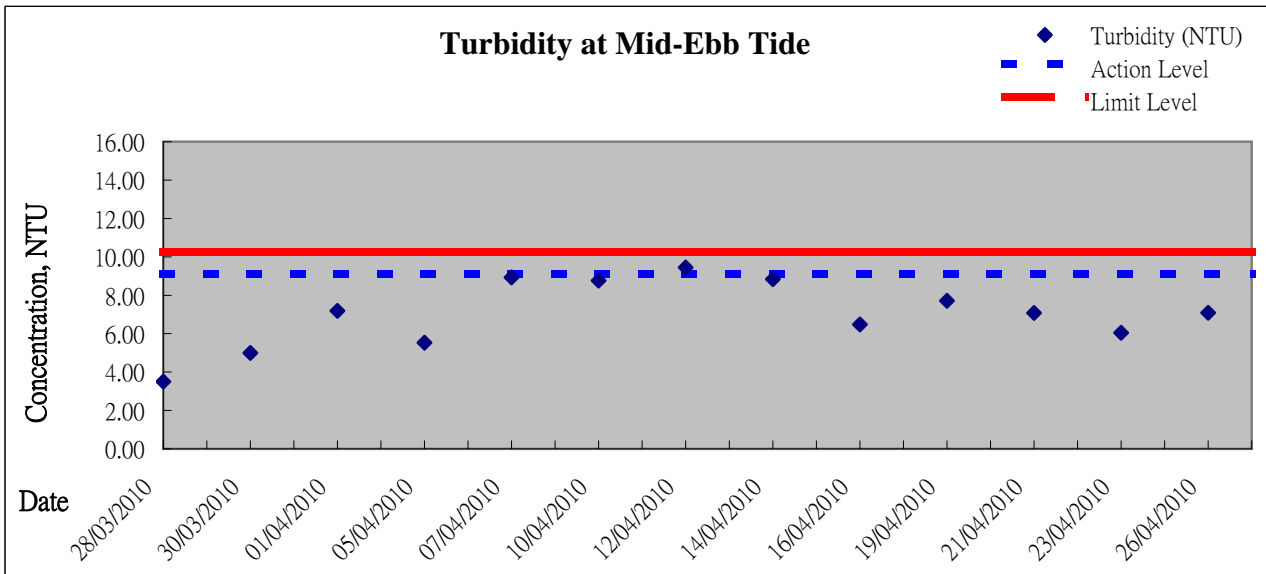
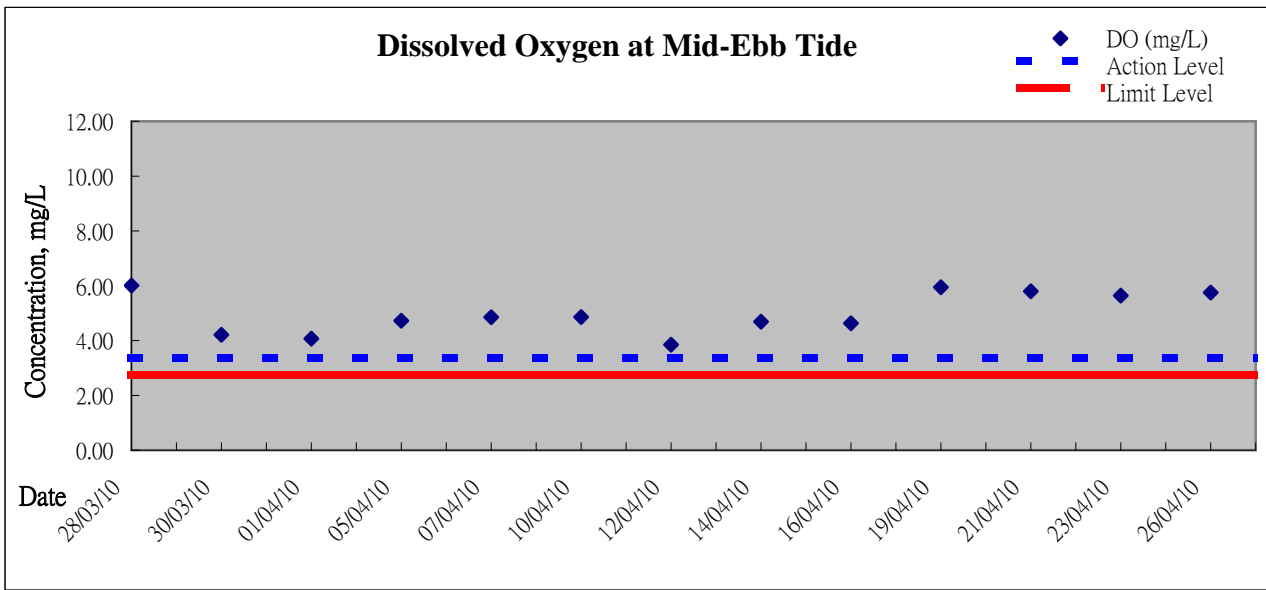


Graphic Presentation of Water Quality Result of WSD17 - Quarry Bay





Graphic Presentation of Water Quality Result of C8 - City Garden





Graphic Presentation of Water Quality Result of C9 - Provident Centre

